



MAHESH, VIRENDER & SRIRAM
Chartered Accountants
6-3-788/36&37A, Ameerpet, Hyderabad - 500 016.
Tel: 040 - 23401738, Email :mvshyd@yahoo.com

I. OPINION :

We have audited the attached Financial Statements of M/s ACCION FRATERNA (The Trust) Ananthapuram, which comprise the Balance Sheet as at 31st March 2023 and also the statement of Income and Expenditure Account and the Receipts and Payments Account for the year ended on that date and notes to the financial statements, including a summary of Significant Accounting Policies.

In our opinion, the accompanying financial Statements give a true and fair view of the financial position of the Trust as at 31st March, 2023 and of its excess of Income over Expenditure for the year then ended in accordance with the Accounting Standards issued by the Institute of Chartered Accountants of India.(ICAI).

II. BASIS FOR OPINION:

We had conducted the audit in accordance with auditing standards on Auditing (SAs) issued by ICAI. Our Responsibilities under those standards are further described in the Auditor's Responsibilities for the Audit of the Financial Statements Section of our report. We are independent of the Trust in accordance with the Code of Ethics issued by ICAI that are relevant to our audit and we have fulfilled our other ethical responsibilities in accordance with these requirements. We believe that the audit evidence we have obtained is sufficient and appropriate to provide a basis for our opinion.

III. RESPONSIBILITIES OF MANAGEMENT AND THOSE CHARGED WITH GOVERNANCE FOR THE FINANCIAL STATEMENTS:-

Management is responsible for preparation of these financial statements that give a true and fair view of the state of affairs, results of operations and cash flows of the Trust in accordance with the accounting principles generally accepted in India. This responsibility also includes maintenance of adequate accounting records for safeguarding of the assets of the Trust and for preventing and detecting frauds and other irregularities; selection and application of appropriate accounting policies; making judgments and estimates that are reasonable and prudent; and design,





MAHESH, VIRENDER & SRIRAM
Chartered Accountants
6-3-788/36&37A, Ameerpet, Hyderabad - 500 016.
Tel: 040 - 23401738, Email :mvshyd@yahoo.com

implementation and maintenance of adequate internal financial controls, that were operating effectively for ensuring the accuracy and completeness of the accounting records, relevant to the preparation and presentation of the financial statements that give a true and fair view and are free from material misstatement, whether due to fraud or error.

In preparing the financial statements, Management is responsible for assessing the Trust's ability to continue as a going concern, disclosing, as applicable, matters related to going concern and using the going concern basis of accounting unless the Management either intends to liquidate the Trust or to cease operations, or has no realistic alternative but to do so.


The Management is also responsible for overseeing the Trusts financial reporting process.

IV. AUDITOR'S RESPONSIBILITIES FOR THE AUDIT OF THE FINANCIAL STATEMENTS:-

Our objectives are to obtain reasonable assurance about whether the financial statements as a whole are free from material misstatement, whether due to fraud or error, and to issue an auditor's report that includes our opinion. Reasonable assurance is a high level of assurance, but is not a guarantee that an audit conducted in accordance with SAs will always detect a material misstatement when it exists. Misstatements can arise from fraud or error and are considered material if, individually or in the aggregate, they could reasonably be expected to influence the economic decisions of users taken on the basis of these financial statements.

As part of an audit in accordance with SAs, we exercise professional judgment and maintain professional scepticism throughout the audit. We also

Identify and assess the risks of material misstatement of the financial statements, whether due to fraud or error, design and perform audit procedures responsive to those risks, and obtain audit evidence that is sufficient and appropriate to provide a basis for our opinion. The risk of not detecting a material misstatement resulting from fraud is higher than for one resulting from error, as fraud may involve





MAHESH, VIRENDER & SRIRAM
Chartered Accountants
6-3-788/36&37A, Ameerpet, Hyderabad - 500 016.
Tel: 040 - 23401738, Email :mvshyd@yahoo.com

collusion, forgery, intentional omissions, misrepresentations, or the override of internal control.

Obtain an understanding of internal control relevant to the audit in order to design audit procedures that are appropriate in the circumstances, but not for the purpose of expressing our opinion on the effectiveness of the Trust's internal control.


Evaluate the appropriateness of accounting policies used and the reasonableness of accounting estimates and related disclosures made by management.

Conclude on the appropriateness of management's use of the going concern basis of accounting and, based on the audit evidence obtained, whether a material uncertainty exists related to events or conditions that may cast significant doubt on the Trust's ability to continue as a going concern. If we conclude that a material uncertainty exists, we are required to draw attention in our auditor's report to the related disclosures in the financial statements or, if such disclosures are inadequate, to modify our opinion. Our conclusions are based on the audit evidence obtained up to the date of our auditor's report. However, future events or conditions may cause the Trust to cease to continue as a going concern.

We communicate with those charged with governance regarding, among other matters, the planned scope and timing of the audit and significant audit findings, including any significant deficiencies in internal control that we identify during our audit.

For Mahesh, Virender & Sriram
Chartered Accountants
FRN 001939S


Nagendra Dandu
Partner



M.No 242172
UDIN : 23242172BGSHBR4840

Place: Hyderabad.
Date : 30.09.2023.


ACCION FRATERNA


RECEIPTS AND PAYMENTS FOR 01.04.2022 TO 31.03.2023

RECEIPTS	SCHEDULES	AMOUNT (In Rs.)	PAYMENTS	SCHEDULES	AMOUNT (In Rs.)
To Opening Balance:	SCH- I	-	By Ecology Programme	SCH-VIII- A	84,441,321
Cash:		-			-
Bank:		17,260,003	By Administration	SCH-VIII- B	18,266,952
Opening Balances Subsidiary accounts :	SCH- I-A	16,400			-
To Grants Received : General Grants	SCH- II	-	By Capital Expenditure	SCH-VIII- C	3,235,062
(a) Foreign -Direct :		51,657,679			-
To Grants Received : Specific Grants		-	By Rev.Exp.-Other Liabilities	SCH-VIII- D	-
(a) Foreign -2nd recipient		-	Health Subsidy		789,999
(b) Local Government / Donor Grants :		33,569,206	Gratuity & Welfare		1,854,576
Donation		-	Current Liabilities_Staff/Creditors		12,187,540
			Current_Liabilities_Statutory Payments		4,368,183
			EMD_Earnest Money Deposite		1,130,095
To Consultancy Services - Ecology	SCH- II-A	1,805,239	By Expenditure related to Consultancy Services	SCH-VIII- E	684,372
		-	By Unspent Specific Grants - Refund	SCH-VIII F	1,951,950
To Beneficiary Contributions:	SCH- III	10,590,793	By Advances:	SCH- VI	-
		-	Advances from other programs (As per contra)		19,800,000
To Other Receipts/Income	SCH- IV	-	Tax Deducted at Source - 2022-23		1,347,592
Interest		6,234,910	Provident Fund (PF)		-
Income from Other sources		3,202	Other Advances		-
Interest on Income Tax Refund		164,452	Program Advances		21,238,326
Income on Investments & Others		585,408	Staff Salary Advances		1,039,470
To Other Receipts/Liabilities	SCH- V	-	By Fixed Deposits/Investments	SCH- VII	-
Project Internal Transfers		-	Bank Investments:		128,856,074
Health Subsidy		648,985	Gratuity & Welfare		2,415,083
Gratuity & Welfare		1,611,858	Health Subsidy		9,879,536
Current Liabilities_Staff/Creditors		12,241,867	Driving school Deposits		4,977,854
Current_Liabilities_Statutory Payments		4,342,462	Deposits Sec 11A		-
EMD_Earnest Money Deposite		487,823	Other Security Deposits		3,000
Inter Project Transfers (As per contra)	SCH VI A	820,000			
To Advances:	SCH- VI	-			-
Advances from other programs (As per contra)		19,800,000			-
Income Tax Refund due (2021-22)		5,048,123	Inter Project Transfers (As per contra)	SCH-VI A	820,000
		-	Unspent Specific Grants Repayment		-
Provident Fund (PF)		-	By Closing Balances:	SCH- I	-
Program Advances		21,306,087	Cash:		-
Staff Salary Advances / Payables		772,648	Bank:		23,229,227
		-	Closing Balances Subsidiary accounts :	SCH-I A	29,038
To Fixed Deposits/Investments	SCH- VII	-			-
Bank - Investments :		140,061,528			-
Gratuity & Welfare		1,176,739			-
Health Subsidy		9,417,827			-
Driving School		2,922,011			-
Security Deposit		-			-
TOTAL		342,545,251	TOTAL		342,545,251


For and on behalf of the Board of Trustees


As per our report of even date attached
For Mahesh, Verender & Sriram
Chartered Accountants (Reg.No.001939 S)


T. David Soloman
Head - Finance


J. Murali Krishna
Chief Of Operations


Dr. Y.V.Malla Reddy
Director


(Nagendra Dandu)
Partner
M.No.242172



Place: Hyderabad
Date: 30.09.2023



ACCION FRATERNA


INCOME AND EXPENDITURE FOR 01.04.2022 TO 31.03.2023

EXPENDITURE	SCHEDULES	AMOUNT (In Rs.)	INCOME	SCHEDULES	AMOUNT (In Rs.)
To Ecology Programme	SCH-VIII- A	84,441,321	By Grants Received :	SCH- II	-
To Administration	SCH-VIII- B	18,266,952	(a) Foreign :		51,657,679
		-	(a) Foreign -2nd receiptent		-
To Specific grant to the extent utilisation during the year - Program	SCH- X-D	-	(b) Local Government / Donor Grants :		33,569,206
To Specific grant to the extent utilisation during the year - Administration		-			-
To Excess Recognized Gratuity Investment in FY 2021-22		3,486,211			-
To Expenditure related to Consultancy Services	SCH-VIII- E	684,372	By Specific grant to the extent utilisation during the year - Administration		-
To Refund of unspent Grant		-	By Consultancy Services	SCH- II-A	1,805,239
To Inter project Expenditure	SCH VI A	820,000			-
		-	By Beneficiary Contributions:	SCH- III	10,590,793
To Depreciation	SCH-IX-C	3,134,055			-
		-	By Inter Project Income	SCH-VI A	820,000
To Excess Income over Expenditure transferred to B/S (General Fund A/c)		(5,402,021)	By Other Receipts/Income	SCH- IV	3,202
			Interest on FD and SB		6,234,910
			Interest on TDS		164,452
			Other Receipts:		-
			Income on Gratuity investment		585,408
		-	By Excess of Expenditure over Income transferred to B/S	SCH-X-A	-
TOTAL Rs.		105,430,890	TOTAL Rs.		105,430,890

For and on behalf of the Board of Trustees

As per our report of even date attached


For Mahesh, Verender & Sriram
Chartered Accountants (Reg.No.001939 S)


I. David Solomon
Head of Finance


J. Murali Krishna
Chief Of Operations


Dr. Y.V.Malla Reddy
Director


(Nagendra Dandu)
Partner
M.No.242172




Place: Hyderabad
Date: 30.09.2023

ACCION FRATERNA
BALANCE SHEET AS AT 31.03.2023

LIABILITIES	SCHEDULES	AMOUNT (In Rs.)	ASSETS	SCHEDULES	AMOUNT (In Rs.)
<u>GENERAL & CAPITAL FUND ACCOUNT:</u>	SCH - X - A		<u>CURRENT ASSETS :</u>		-
General Fund :		270,897,973	<u>CLOSING BALANCE:</u>	SCH - I	-
Capital Fund :		138,157,346	Cash :		-
Driving School Fund:		4,127,294	Bank :		23,229,227
Corpus Fund		325,600	Bank :	SCH - I A	29,038
<u>GRATUITY & HEALTH FUND ACCOUNT:</u>	SCH - X - B	-			-
Gratuity & Welfare Fund:		7,595,106	<u>DEPOSITS / INVESTMENTS :</u>	SCH - IX - A	-
Staff Health Subsidy Fund:		10,457,777	General Deposits		60,825,269
			Deposits Sec 11A		179,000,000
Staff Performance incentive Fund:		-	Gratuity Fund Investments		12,992,436
		-	Health Subsidy Deposits		9,879,537
<u>CURRENT LIABILITIES / ADVANCES</u>	SCH - X - C	-	Driving School Deposits		6,601,709
Advances from Intra Projects (As per contra)		3,508,500	Security Deposits		35,950
Advances from Others		250,000			
Current Liabilities_Staff/Creditors		1,041,911			-
Current Liabilities_Statutory		52,430			
Current Liabilities_EMD		1,252,089			
<u>Unspent SPECIFIC GRANTS</u>	SCH - X-D	996,915	<u>SPECIFIC GRANTS RECEIVABLE</u>	SCH - X-D	1,657,344
		-	<u>ADVANCES :</u>	SCH - IX - B	-
		-	Advances to Intra Projects (As per contra)		3,508,500
		-	Advances to Others		25,000
		-	Accounts Receivable - TDS		1,347,592
		-	Program Advances - Staff		304,639
		-	Program Advance-Revolving Fund		45,865
		-	Salary Advances		277,720
		-	Sundry Debtors		745,769
		-	<u>FIXED ASSETS:</u>	SCH - IX- C	138,157,346
		-			-
		-			-
		-			-
TOTAL		438,662,941	TOTAL		438,662,941

(0)

For and on behalf of the Board of Trustees



T. David Solomon
Head of Finance


J. Murali Krishna
Chief Of Operations


Dr. Y.V.Malla Reddy
Director

As per our report of even date attached
For Mahesh, Verender & Sriram
Chartered Accountants (Reg.No.001939 S)


(Nagendra Dandu)
Partner
M.No.242172



Place: Hyderabad
Date: 30.09.2023

ACCION FRATERNA			
	28/493 - E1 , BANGALORE HIGHWAY		
	<u>ANANTAPUR - 515 001.</u>		
	Status : Resident / AOP (Trust)		Previous Year Ended : 31.03.2023
	PAN - AAATA 2328P		Assessment Year : 2023-24
S.no	Computation of Income	Amount	Total Amt.
1	Gross Income		
	1. Foreign Grant	51,657,679	
	2. Local Grants	33,569,206	
			85,226,885
	Form 10 BD		
	Reported	20,972,306	
	Not Reported		
	ICRISAT	12,383,600	
	Govt Grant	213,300	
	Foreign Grant	51,657,679	85,226,885
	Other Income		
	1 Consultancy (NABARD & VCCSL)		1,805,239
	2 Contribution Beneficiary		
	Sale of Seed	3,645,226	
	Driving School Receipts	1,901,415	
3	Guest Rooms, House Training Hall	4,703,169	
	General (Staff)	340,983	
			10,590,793
3	Interest Income		
	FD	6,234,910	
	SB	164,452	
			6,399,362
4	Income on Investments	585,408	
5	Other credits in Bank	3,202	588,610
			104,610,889
	85% of TI		88,919,256
	15% of TI		15,691,633
	Ecology Program	84,441,321	
	Administration	18,266,952	
	Consultancy	684,372	
	Add: Capital Exp.	3,235,062	
	Total	106,627,707	
	Less: Deductions		
	Health Subsidy	648,985	
	Gratuity Fund	1,611,858	
	TDS - Credit W/O	2,117,203	4,378,046
	Add: Payments made		
	Health Subsidy	789,999	2,644,575
	Gratuity Fund	1,854,576	104,894,236
			-283,347
			104,610,889

ACCION FRATERNNA :: BANGALORE HIGHWAY:: ANANTPAUR

SCHEDULE - I (OPENING & CLOSING CASH & BANK BALANCES)

FINANCIAL YEAR : 2022 - 2023

PROGRAMME	NAME OF THE BANK & BRANCH	BANK A/c.No	ON 01.04.2022		ON 31.03.2023	
			CASH IN HAND	CASH IN BANK	CASH IN HAND	CASH IN BANK
FCRA DESIGNATATED A/C	SBI / NEW DELHI	40108968777	-	63,032.00	-	9,070.35
AF-BFTW - FC	CANARA BANK-SAINAGAR- ANANTAPURAMU.	0659101060801	-	4,969,265.97	-	13,652,899.97
AF-FCRA-UTILISATION FC A/C			-	204,558.68	-	1,661.68
AF-ALTERNATE/ADDITIONAL LIVELIHOOD			-	471,221.00	-	836,272.00
ACORN - RABO BANK	CANARA BANK-SAINAGAR- ANANTAPURAMU.	0659101008075	-	-	-	141,777.00
AF-STAFF BENEFITS - FC			-	1,914,001.53	-	524,958.53
AF-BFTW - OMC	CANARA BANK-SAINAGAR ANANTAPURAMU.	0659101060802	-	28,005.00	-	74,855.00
AF-LOCAL CONTRIBUTION			-	2,303,282.86	-	1,381,381.86
AF-ICRISAT-AVC_LC			-	3,648.00	-	887,252.00
AF-ESTABLISHMENT_SPC_RNFPCL			-	4,005,019.00	-	201,553.00
AF-NABARD-FPO_LC			-	32,184.00	-	33,128.00
AF-LEDP-LC	CANARA BANK-SAINAGAR- ANANTAPURAMU.	0659101014761	-	40,445.00	-	125,726.00
AF-GIZ-LC			-	454,259.00	-	466,638.00
AF-RYSS_FNGO-CRZBNF-LC			-	6,283.00	-	6,467.00
AF-AGROECOLOGY			-	-	-	-
ACORN - VCCSL-LC			-	-	-	402,192.00
AF-STAFF BENEFITS - LC			-	377,627.45	-	2,273,365.45
AF-TRAINING CENTRE	CANARA BANK-SAINAGAR- ANANTAPURAMU.	110055885753	-	-	-	266,419.00
AF-APPI-CRZBNF-LC			-	-	-	-
AF-APPI,RNF_NDS	STATE BANK-GANDHI NAGAR ANANTAPURAMU.	37011675300	-	-	-	-
COVID VACCINATION			-	1,026,561.60	-	35,121.00
AF-APPI APCNF			-	471,128.73	-	625,934.15
AF-NABARD-CCB	CANARA BANK-SARADANAGAR ANANTAPURAMU.	8550101001302	-	502,757.00	-	465,174.00
AF-NABARD-YR PALLI			-	352,310.00	-	782,007.00
AF-APDMP-LFA-LC		0659101070555	-	1,942.00	-	1,969.00
AF-APDMP-FA 1- LC	CANARA BANK-SAINAGAR-ANANTAPURAMU	0659101070556	-	27,417.00	-	28,203.00
AF-APDMP-FA 2 - LC		0659101070557	-	5,054.00	-	5,202.00
	Total.		-	17,260,002.82	-	23,229,226.99

Head - Finance

Chief of Operations

Chief Functionary and Director

For Mahesh, Virender & Sriam
Chartered Accountants (Reg.No.001939-2)
(Nagendra Dandu)

Partner
M.No.242172



ACCION FRATERNAL :: BANGALORE HIGHWAY :: ANANTPAUR

SCHEDULE - I-A :: AREA OFFICES / SUBSIDIARY BANK ACCOUNTS -
OPENING & CLOSING BALANCES

FINANCIAL YEAR : 2022 - 2023

PROGRAMME	NAME OF THE BANK & BRANCH	BANK A/c No	ON 01.04.2022		ON 31.03.2023	
			CASH IN HAND	CASH IN BANK	CASH IN HAND	CASH IN BANK
AF-EED FC - Kalyandurg	Andhra Bank - Kalyandurg	033710100053285	-	-	-	-
AF-EED FC - Dhamavaram	Canara Bank - Dhamavaram	0851101024224	-	-	-	-
AF-EED FC - Raptadu	Canara Bank - Raptadu	1851101016188	-	-	-	-
AF-LC - Kalyandurg	Andhra Bank - Kalyandurg	033710011012884	-	-	-	-
AF-LC-SBI	SBI, Gandhi Bazar, Anantapur	35350638104	-	16,400.34	-	29,038.34
AF-EED LC - Kalyandurg	Andhra Bank - Kalyandurg	033710100073535	-	-	-	-
AF-EED LC - Dhamavaram	Canara Bank - Dhamavaram	0851101024631	-	-	-	-
AF-EED LC - Atmakur	APG Bank - Kudair	19164588256	-	-	-	-
AF-EED LC - Raptadu	Canara Bank - Raptadu	1851101017201	-	-	-	-
AF-EED LC - Kundurpi	APG Bank - Kalyandurg	91009440037	-	-	-	-
AF-CCB LC - Kalyandurg	Andhra Bank - Kalyandurg	033710011020709	-	-	-	-
TOTAL Rs.			-	16,400.34	-	29,038.34

Head - Finance

Chief of Operations

Chief Functionary and Director

For Mahesh, Verender & Sri Ram
Chartered Accountants (Reg. No. 001939/S)
(Nagendra Dandu)
Partner
M.No.242172



ACCION FRATERNA :: BANGALORE HIGHWAY :: ANANTAPUR.

SCHEDULE - II (GRANTS RECEIVED)

FINANCIAL YEAR : 2022 - 2023

NAME OF THE DONOR	PROJECTS - FOREIGN CONTRIBUTION										PROJECTS - LOCAL CONTRIBUTION													AMOUNT		
	SADL	FC- Designated & UT Bank	AAL for WOMEN	ACORN- RABO	SB FC	SADL OMC	LOCAL CONT RIBUTION	ICRISAT AVC	Establishment SPC	APPL CRZINF	APPL- RNF-IDS	COVID VACCINATION	APPL-CNF	RSS-FNGO CRZINF	AGRO ECOLOGY	NABARD CCB	NABARD FPO	NABARD YB PALLI	NABARD LEDP	GIZ	APDMP LFA	APDMP FA 1	APDMP FA 2		AF-TRG CENTRE	SB LC
(A) FOREIGN GRANTS-Direct	1	2	3	4	5	6	7	8	9	11	12	10	11	12	13	14	15	16	17	18	19	20	21	22	23	24
(i) General Grant - IED, GERMANY	51,407,679	-	-	-	250,000	-	-	-	-	-	-	-	-	-	-	-	-	-	-	-	-	-	-	-	-	51,657,679
TOTAL - A	51,407,679	-	-	-	250,000	-	-	-	-	-	-	-	-	-	-	-	-	-	-	-	-	-	-	-	-	51,657,679
(ii) FOREIGN GRANTS-Special Recipient	-	-	-	-	-	-	-	-	-	-	-	-	-	-	-	-	-	-	-	-	-	-	-	-	-	-
(i) Specific Grant	-	-	-	-	-	-	-	-	-	-	-	-	-	-	-	-	-	-	-	-	-	-	-	-	-	-
TOTAL - B	-	-	-	-	-	-	-	-	-	-	-	-	-	-	-	-	-	-	-	-	-	-	-	-	-	-
(B) LOCAL GRANTS	-	-	-	-	-	-	-	-	-	-	-	-	-	-	-	-	-	-	-	-	-	-	-	-	-	-
Donations	-	-	-	-	-	-	-	-	-	-	-	-	-	-	-	-	-	-	-	-	-	-	-	-	-	-
(i) Specific Grants - Govt./Other Grants / DA	-	-	-	-	-	-	1,559,948	6,683,600	5,700,000	-	-	-	13,738,000.00	-	4,650,000	-	-	1,869,644	84,097	-	-	-	-	-	-	34,285,299
Less: Refund of Unspent Grant as per agreement	-	-	-	-	-	-	-	-	-	-	-	-	-	-	716,083	-	-	1,869,644	84,097	-	-	-	-	-	-	716,083
TOTAL - B	-	-	-	-	-	-	1,559,948	6,683,600	5,700,000	-	-	-	13,738,000.00	-	3,933,917	-	-	1,869,644	84,097	-	-	-	-	-	-	33,669,206
GRAND TOTAL (A+B) for R&P	51,407,679	-	-	-	250,000	-	1,559,948	6,683,600	5,700,000	-	-	-	13,738,000.00	-	3,933,917	-	-	1,869,644	84,097	-	-	-	-	-	-	85,226,895
Less : Refund of unspent grant as per Donor agreement (Previous Year)	-	-	-	-	-	-	-	-	-	-	-	-	-	-	-	-	-	-	-	-	-	-	-	-	-	-
Total Grants - Special for I&E	51,407,679	-	-	-	250,000	-	1,559,948	6,683,600	5,700,000	-	-	-	13,738,000	-	3,933,917	-	-	1,869,644	84,097	-	-	-	-	-	-	85,226,895

Head - Finance

Chief of Operations

Chief Functionary and Director

For Mahesh/Member & Sram
Chartered Accountants (Reg.No.001939 S)
(Nagendra Dandu)



ACCION FRATERNAL :: BANGALORE HIGHWAY :: ANANTAPUR.

SCHEDULE - II - A (CONSULTANCY SERVICES)

FINANCIAL YEAR - 2022-2023

NAME OF THE DONOR	PROJECTS - FOREIGN CONTRIBUTION												PROJECTS - LOCAL CONTRIBUTION												AMOUNT		
	SADL	FC- Designated & UT Bank	AAL for WOMEN	ACORN- RABO	SB FC	EED LC	LOCAL CONT RIBUTION	ICRISAT AWC	Establishment SPC	APPI CRZNF	APPI- RNF- NDS	COVID VACCINATIO N	APPI- CNF	RYS- FNGO- CRZNF	AGRO ECOLOGY	ACORN- VCSL	NABARD COB	NABARD FPO	NABARD YB PALLI	NABARD LEDP	GIZ	APDMP LFA	APDMP FA 1	APDMP FA 2		AF-TRG CENTRE	SB LC
	1	2	3	4	5	6	7	8	9	10	11	12	13	14	15	16	17	18	19	20	21	22	23	24	25	26	27
CONSULTANCY FEE			-	-	-	-	703,639.00									1,101,600.00											1,805,239.00
TOTAL	-	-	-	-	-	-	703,639.00	-	-	-	-	-	-	-	-	1,101,600.00	-	-	-	-	-	-	-	-	-	-	1,805,239.00

Head - Finance

Chief of Operations

Chief Functionary and Director

For Mahesh Virender & Srimam
Chartered Accountants (Reg.No.001939 S)
(Nagendra Dandu)
Partner
M.No.242172



SCHDULE -III (BENEFICIARY CONTRIBUTION)

ACCION FRATERNA :: BANGALORE HIGHWAY :: ANANTAPURAMU.

FINANCIAL YEAR : 2022 - 2023

NAME OF THE ACTIVITY	PROJECTS - FOREIGN CONTRIBUTION					PROJECTS - LOCAL CONTRIBUTION																				AMOUNT		
	SADL	FC- Designated & UT Bank	AAL for WOMEN	ACORN - RABO	SB FC	EED LC	LOCAL CONTRIBUTION	ICRISAT AYC	Establishment SPC	APPL CRZBNF	APPL RNF_NDS	COVID VACCINATION	APPL CNF	RYSS-FNGO-CRZBNF	AGRO ECOLOGY	ACORN - VCSL	NABARD CCB	NABARD FPO	NABARD YB/PALLI	NABARD LEDP	GIZ	APDMP LFA	APDMP FA 1	APDMP FA 2	AE-TRG CENTRE		SB LC	
PEOPLE CONTRIBUTIONS:	1	2	3	4	5	6	7	8	9	10	11	12	13	14	15	16	17	18	19	20	21	22	23	24	25	26	27	
DRIVING SCHOOLS, HMV/LMV & TWO WHEELER							1,901,415.56																				1,901,416	
Contribution from GH,GR, TH,Domr And Canteen							1,225,816.98																				4,703,169	
CONTRIBUTION, SEEDS (EXAMPTED)							3,645,225.80																				3,645,226	
CONTRIBUTION GENERAL/Staff							124,584.00																				340,983	
TOTAL	-	-	-	-	-	-	6,897,042.34	-	-	-	-	-	-	-	-	-	-	-	-	-	-	-	-	-	-	3,477,352	216,399	10,590,793

Head - Finance

Chief of Operations

Chief Functionary and Director

For Mahesh, Yerender & Sriam
Chartered Accountants (Reg.No.001939S)
(Nagendra Dandu)
Partner
M.No.242172



ACCION FRATERNIA :: BANGALORE HIGHWAY :: ANANTAPURAMU.

SCHOLE - JV (OTHER RECEIPTS / INCOME)

FINANCIAL YEAR - 2022-2023

NAME OF THE ACTIVITY	PROJECTS - FOREIGN CONTRIBUTION					PROJECTS - LOCAL CONTRIBUTION																	AMOUNT				
	SADL	FC- Designated & UT Bank	ALL for WOMEN	ACORN-RABO	SB FC	SADL OMC	LOCAL CONT RIBUTION	ICRISAT AIC	Establishment SPC	APPI CRZBNF	APPI- RIF- AND S	COVID VACCINATION	APPI-CNF CRZBNF	RSS-FNGO- CRZBNF	AGRO ECOLOGY	ACORN- VOSL	NABARD CCB	NABARD FPO	NABARD YB PALLI	NABARD LECP	GIZ	APDMP LFA		APDMP FA 1	APDMP FA 2	AF-TRG CENTRE	SB LC
(A) INTEREST ON S.B.A.C's & BANK DEPOSITS	1	2	3	4	5	6	7	8	9	10	11	12	13	14	15	16	17	18	19	20	21	22	23	24	25	26	27
(a) Designated & Savings Bank Account					59,628.00	795.00	96,653.00	26,444.00	24,866.00		-	64,749.00	92,048.00	184.00	17,422.00	6,564.00	11,060.00	944	8,415.00	1,184.00	12,379.00	57.00	804.00	148.00	6,488.00	11,965.00	931,452.00
(a.1) FO S.B Accounts						-	2,638.00																			-	2,638.00
Sub Total	444,352.00	7,103.00	37,200.00	-	59,628.00	795.00	99,291.00	26,444.00	24,866.00	-	-	64,749.00	92,048.00	184.00	17,422.00	6,564.00	11,060.00	944.00	8,415.00	1,184.00	12,379.00	57.00	804.00	148.00	6,488.00	11,965.00	934,090.00
(b) Other Saving Bank Accounts											-															-	-
(b.1) FO S.B Accounts																										-	-
Sub Total		-		-	-	-	-	-	-	-	-	-	-	-	-	-	-	-	-	-	-	-	-	-	-	-	-
@Interest on Fixed Deposit- General	1,016,800.00		330,531.00		1,574,879.00		305,270.00						282,898.00													1,244,036.00	4,753,414.00
(d) Interest on Health subsidy Deposits					425,644.00																					36,065.00	461,709.00
(e) Interest on Driving school Deposits							86,697.00																			-	86,697.00
Sub total of Interest on Bank Deposits (A)	1,460,162.00	7,103.00	367,731.00	-	2,060,151.00	795.00	490,298.00	26,444.00	24,866.00	-	-	64,749.00	374,946.00	184.00	17,422.00	6,564.00	11,060.00	944.00	8,415.00	1,184.00	12,379.00	57.00	804.00	148.00	6,488.00	1,292,066.00	6,234,910.00
(B) PROFIT ON SALE OF INVESTMENTS																										-	-
(a) Income on Investment (Bhira Sunlife Insurance Ltd)					26,485.08																					-	26,485.08
Sub total of Income on sale of Bhirs sunlife (B)		-		-	26,485.08		-	-	-	-	-	-	-	-	-	-	-	-	-	-	-	-	-	-	-	-	26,485.08
(C) OTHER RECEIPTS																										-	-
Income FROM Sale of Assets- Land & Gratiuity Investment					558,923.40																					-	558,923.40
Income from Other													3,202.36													-	3,202.36
Interest on Income Tax Refund	96,546.00		2,360.00		1,973.00		59,186.00		172.00			1,081.00	593.00													-	2,542.00
Sub total of Other Incomes (C)	96,546.00	-	2,360.00	-	560,896.40	-	59,186.00	-	172.00	-	-	1,081.00	3,795.36	-	-	-	-	-	-	-	-	-	-	-	-	-	2,542.00
(D) OTHER INCOME (Inter Project Transfer)																										-	-
Inter project transfer																										-	-
Sub total of Other Incomes (D)	-	-	-	-	-	-	-	-	-	-	-	-	-	-	-	-	-	-	-	-	-	-	-	-	-	-	-
GRANDTOTAL (A+B+C+D) :	1,556,888.00	7,103.00	370,091.00	-	2,647,532.48	795.00	549,445.00	26,444.00	25,038.00	-	-	65,830.00	378,741.36	184.00	17,422.00	6,564.00	11,060.00	944.00	8,415.00	1,184.00	12,379.00	57.00	804.00	148.00	6,488.00	1,294,036.00	6,987,972.44

Head - Finance

Chief Operations

Chief Functionary and Director

For Mahesh, Virender & Sriam
Chartered Accountant/ (Reg.No 001939 S)
(Nagendra Dandu)
Partner
M.No 242172



ACCOUNT HEAD		PROJECTS - FOREIGN CONTRIBUTION										PROJECTS - LOCAL CONTRIBUTION																AMOUNT	
		SADL	FC- Designated & UT Bank	AAL for WOMEN	ACORN- RABO	SB FC	OMC	LOCAL CONTRIBUTION	ICRISAT AVC	Establishment SPC	APPL CRZBNF	APPL- RNF_NDS	COVID VACCINATION	APPL-CNF	RYS- FNCG- CRZBNF	AGRO ECOLOGY	ACORN- VCCSL	NABARD CCB	NABARD FPO	NABARD YB PALLI	NABARD LEDP	GIZ	APDMP LFA	APDMP FA 1	APDMP FA 2	AF-TRE CENTRE	SB LC		
Health Subsidy	1	2	3	4	5	6	7	8	9	10	11	12	13	14	15	16	17	18	19	20	21	22	23	24	25	26	27		
					305,500					-	-			-				-								343,485	648,985		
Gratuity & Welfare					576,268																					71,748	43,703	1,611,858	
Current Liabilities _Staff/Creditors	2,282,710		7,500.00		51,963	78,322	7,840,945	254,934				6,134	1,380,200		148,017.00	8,329.00			87,362							358,887	12,241,867	8,509	4,342,462
Current Liabilities- Statutory Payments	1,993,863			6,404		57,762	616,009	206,762	117,192			13,635	628,841	-	209,899	14,714	2,098		107,907									487,823	
EMD_ Earnest Money Deposit					-		177,500	14,819	295,504																				
TOTAL Rs.	4,256,573	0	7,500	6,404	933,731	136,084	8,634,454	476,515	412,696	0	0	19,789	2,009,041	0	357,916	23,043	2,098	0	195,269	0	0	0	0	0	0	430,615	1,431,287	19,332,995	

Head - Finance

Chief of Operations

Chief Functionary and Director

For Mahesh, Venender & Sriram
Chartered Accountants (Reg.No.007545)
(Nagendra Dandu)
Partner
M.No.242172



ACCION FRATERNA :: BANGALORE HIGHWAY :: ANANTAPUR

SCHEDULE - VI : ADVANCES

FINANCIAL YEAR : 2022 - 2023

ACCOUNT HEAD	PROJECTS - FOREIGN CONTRIBUTION					PROJECTS - LOCAL CONTRIBUTION																	AMOUNT				
	SADL	FC-Designated & UT Bank	AAL for WOMEN	ACORN-RABO	SB FC	EED LC	LOCAL CONTRIBUTION	ICRISAT AVG	Establishment SPC	APPI CRZBNF	APPI-RNF_NDS	COVID VACCINATION	APPI-CNF	RYSS-FNGO-CRZBNF	AGRO ECOLOGY	ACORN-VOCSL	NABARD CCB	NABARD FPO	NABARD YB PALLI	NABARD LEDP	GIZ	APDMP LFA		APDMP FA 1	APDMP FA 2	AF-TRG CENTRE	SB LC
RECEIPTS:	1	2	3	4	5	6	7	8	9	10	11	12	13	14	15	16	17	18	19	20	21	22	23	24	25	26	27
Advances from Other Projects	-																									-	
AF-STAFF BENEFITS FC			1,250,000	600,000																						-	1,850,000
AF-FCRA					1,250,000																						-
AF-AAL FOR WOMEN	-																										1,250,000
AF-EED FC																											-
AF-AGEEWA-FC																											-
AF-CRZBNF-LC																											-
AF-GIZ-LC																											-
APDMP-LFA-LC																											-
APDMP-FA 1-LC																											-
APDMP-FA 2-LC																											-
APDMP-FA 3-LC																											-
APDMP-FA 4-LC																											-
AF-STAFF BENEFITS LC																											-
AF-RYSS FNGO CRZBNF																											-
ICRISAT -VC LEDP							2,800,000																				2,800,000
AGROECOLOGY							500,000																				500,000
ACORN							200,000																				200,000
AF-TRAINING CENTRE							700,000																				700,000
ESTBLISHMENT							1,000,000																				1,000,000
SJT-Training Centre																											-
YERRABOREPALLI WATERSHED							400,000																				400,000
APPI-APCNF												800,000	800,000														1,600,000
APPI-RNF-NDS																											-
NABARD-FPO																											-
RYNFP Company									2,000,000								450,000										2,000,000
AF-CCB LC (YBPALLI)																			450,000								450,000
CCB-NABARD																											450,000
AF-LOCAL CONTRIBUTIONS																											-
Total (a)	-	-	1,250,000	600,000	1,250,000	-	5,600,000	2,200,000	3,000,000	-	-	800,000	800,000	-	500,000	200,000	450,000	-	450,000	-	-	-	-	-	700,000	2,000,000	6,600,000
Advances from Staff & Others																											19,800,000
Accounts Receivable - TDS	2,790,766		101,817		663,070		670,583		4,875			30,676	24,210	-							324,943						5,048,123
Accounts Receivable - Provident Fund	-																										-
Accounts Receivables- Program Advance-Revolving Fund												10,000	1,412,561														-
Accounts Receivable - Program	4,544,491			30,000	-		8,814,513	219,000	2,765,751							3,000	32,000		173,450						3,301,321		21,306,087
Accounts Receivable - Salary							758,628																				772,648
Total (b)	7,335,257	-	101,817	30,000	663,070	-	10,243,724	219,000	2,770,626	-	-	40,676	1,436,771	-	-	3,000	32,000	-	173,450	-	324,943	-	-	-	3,301,321	451,203	27,126,858
Total (a+b)	7,335,257	-	1,351,817	630,000	1,913,070	-	15,843,724	2,419,000	5,770,626	-	-	840,676	2,236,771	-	500,000	203,000	482,000	-	623,450	-	324,943	-	-	-	4,001,321	2,451,203	46,926,858


Head - Finance


Chief of Operations


Chief Functionary and Director


For Mahesh Virender & Sriram
Chartered Accountants
(B R Mahesh)
Partner
M No 018628

ACCOUNT HEAD	PROJECTS - FOREIGN CONTRIBUTION										PROJECTS - LOCAL CONTRIBUTION										AMOUNT							
	SADL	FC- Designated & UT Bank	AAL for WOMEN	ACORN- RABO	SB FC	EED LC	LOCAL CONTRIBUTION	ICRISAT AVC	Establishment SPC	APPI CRZNF	APPI- RNF_NDS	COVID VACCINATION	APPI-CNF	RSS-FNCO- CRZNF	AGRO ECOLOGY	ACORN- VCSL	NABARD CCB	NABARD FPO	NABARD YB PALLI	NABARD LEDP		GIZ	APDMP LFA	APDMP FA 1	APDMP FA 2	AF-TRG CENTRE	SB LC	
PAYMENTS:-	1	2	3	4	5	6	7	8	9	10	11	12	13	14	15	16	17	18	19	20	21	22	23	24	25	26	27	
Advances to Other Projects																												
AF-LGF COALITION EDF																											-	
AF-EED FC																											-	
AF-AGEEWA-FC																											-	
AF-STAFF BENEFITS-FC																											1,250,000.00	
AF-AAL FOR WOMEN		0																									1,250,000.00	
AF-STAFF BENEFITS - LC							2,000,000																				2,000,000.00	
AF-CRZBNF-LC																											-	
AF-GIZLC																											-	
APDMP-LFALC																											-	
APDMP-FA 1LC																											-	
APDMP-FA 2LC																											-	
APDMP-FA 3LC																											-	
APDMP-FA 4LC																											-	
AF R&SS FNGO																											-	
AF R&SS FNGO																											-	
ICRISAT -VC							2,200,000																				2,200,000.00	
LEDP																											-	
AGROECOLOGY							500,000																				500,000.00	
ACORN							200,000																				200,000.00	
AF-TRAINING CENTRE							700,000																				700,000.00	
ESTBLISHMENT							1,000,000																				1,000,000.00	
YERRABOREPALLI WATERSHED							400,000																				400,000.00	
SJT - Training Centre																											-	
APPI/APCNF												800,000	800,000.00														1,600,000.00	
APPI/RNF- NDS																			450,000								450,000.00	
AF-COB (NABARD)																											2,000,000.00	
RYNFP Company																											450,000.00	
NABARD-YB PALLI																		450,000									-	
AF-NABARD-FPO																											-	
AF-NABARD-FPO					800,000																						600,000.00	
AF-LOCAL CONTRIBUTIONS								2,800,000	1,000,000						500,000	200,000	450,000	0	450,000	0	0	0	0	0	0	700,000	0	5,200,000.00
Total (a)	0	0	1,250,000	0	1,950,000	0	7,000,000	2,800,000	3,000,000	0	0	800,000	800,000	0	500,000	200,000	450,000	0	450,000	0	0	0	0	0	0	700,000	0	19,900,000
Advances to Staff & Others																											-	
Accounts Receivable - TDS(2021-2022)							13,980																				13,980	
Accounts Receivable - TDS							47,749																				1,333,612	
Accounts Receivable - TDS																											-	
Accounts Receivable - Designated bank																											-	
Accounts Receivables- Program Advance-Revolving Fund																											-	
Accounts Receivable - Program	4,384,271						8,995,561	219,000	1,909,094			10,000	1,412,860			3,000	32,000		176,450								21,238,326	
Accounts Receivable- Salary							1,025,450																				1,039,470	
Total (b)	4,384,271	-	-	30,000	1,232,349	-	10,082,740	219,000	1,909,094	-	-	10,000	1,425,046	-	-	24,000	32,000	-	176,450	-	-	-	-	-	-	-	23,611,408	
Total (a+b)	4,384,271	-	1,250,000	30,000	3,082,349	-	17,082,740	3,019,000	4,909,094	-	-	810,000	2,225,046	-	500,000	224,000	482,000	-	628,450	-	-	-	-	-	-	-	43,411,408	

Head - Finance

Chief of Operations

Chief Functionary and Director

For Mahesh, Member & Sriram
Chartered Accountants (Reg.No.001939 S)
(Nagendra Dandu)
Partner
M.No.242172



SCHEDULE - VIA INTER PROJECT TRANSFER

ACCION FRATERNAL :: BANGALORE HIGHWAY:: ANANTAPUR.

FINANCIAL YEAR : 2022 - 2023

ACCOUNT HEAD	PROJECTS - FOREIGN CONTRIBUTION					PROJECTS - LOCAL CONTRIBUTION																AMOUNT					
	SADL	FC- Designated & UT Bank	AAL for WOMEN	ACORP- RABO	SB FC	EED LC	LOCAL CONT RIBUTION	ICRISAT AVC	Establishm ent SPC	APPL CRZBNF	APPL- RNF-ND5	COVID VACCINATION	APPL-CNF	R/S5- FNGO- CRZBNF	AGRO ECOLOG Y	ACORP- VCCSL	NABARD CCB	NABARD FPO	NABARD YB PALLI	NABARD LEDP	GIZ		APDMP LFA	APDMP FA 1	APDMP FA 2	AF-TRG CENTRE	SB LC
Payments	1	2	3	4	5	6	7	8	9	10	11	12	13	14	15	16	17	18	19	20	21	22	23	24	25	26	27
Inter Project Transfers - Payments	-	-	-	-	-	-	820,000.00	-	-	-	-	-	-	-	-	-	-	-	-	-	-	-	-	-	-	820,000.00	
Receipts	-	-	-	-	-	-	820,000.00	-	-	-	-	-	-	-	-	-	-	-	-	-	-	-	-	-	-	820,000.00	
Inter Project Transfers - Receipts	-	-	-	-	-	820,000.00	-	-	-	-	-	-	-	-	-	-	-	-	-	-	-	-	-	-	-	820,000.00	
Total Rs.	-	-	-	-	-	820,000.00	-	-	-	-	-	-	-	-	-	-	-	-	-	-	-	-	-	-	-	820,000.00	

Head - Finance

Chief of Operations

Chief Functionary and Director

For Mahesh, Verinder & Srikanth
Chartered Accountants (Reg. No. 0019395)
(Nagendra Dandu)
Partner
M.No.242172



ACCOUNT HEAD	PROJECTS - FOREIGN CONTRIBUTION				PROJECTS - LOCAL CONTRIBUTION													AMOUNT									
	SADL	FC- Designated & UT Bank	ALL for WOMEN	ACORN- RABO	SB FC	EED LC	LOCAL CONT RIBUTION	ICRSAT AVG	Establishment SPC	APPI CRZNF	APPI- RNF-JDS	COVID VACCINATION	APPI-PCNF	RSS-FINGO-CRZNF	AGRO ECOLOGY	ACORN- VCSL	NABARD CCB		NABARD FPO	NABARD YB PALLU	NABARD LEDP	GIZ	APDMP LFA	APDMP FA.1	APDMP FA.2	AF-TRG CENTRE	SB LC
PAYMENTS:	1	2	3	4	5	6	7	8	9	10	11	12	13	14	15	16	17	18	19	20	21	22	23	24	25	26	27
(a) BANK - INVESTMENTS:																											
FIXED DEPOSITS																											
FD GRATUITY & WELFARE-BIRLA SUNLIFE																											
HEALTH SUBSIDY																											
FIXED DEPOSITS DRIVING SCHOOL																											
Total (a)																											
(b) Other Security Deposits:																											
RENTAL DEPOSIT/ELECTRICITY DEPOSITS																											
EARNEST MONEY DEPOSIT																											
Total (b)																											
Total Payments																											
RECEIPTS:																											
(a) BANK - INVESTMENTS:																											
FIXED DEPOSITS																											
FD GRATUITY & WELFARE-BIRLA SUNLIFE																											
HEALTH SUBSIDY																											
FIXED DEPOSITS DRIVING SCHOOL																											
FIXED DEPOSITS SA & RL PROJECT																											
Total (a)																											
(b) Other Security Deposits:																											
SECURITY DEPOSIT																											
EARNEST MONEY DEPOSIT																											
Total (b)																											
Total Receipts																											

Head - Finance

Chief of Operations

Chief Functionary and Director

For Mahesh, Virender & Stream
Chartered Accountants (Regd.No.00118825)
(Nagendra Dandu)
Partner
M.No.242172



SCHEDULE - VII(A) ECOLOGY PROGRAM EXPENDITURE

FINANCIAL YEAR - 2022 - 2023

PROGRAM UTILISATION	PROJECTS - FOREIGN CONTRIBUTION					PROJECTS - LOCAL CONTRIBUTION																	AMOUNT					
	SADL	FC- Designated & LT Bank	ALL for WOMEN	ACORN- RABO	SB FC	OMC	LOCAL CONT RIBUTION	ICRISAT AVC	Establishment SPC	APPI CRZBNF	APPI-RUE-JMS	COVID VACCINATION	APPI-CNF	RGS-FNGO- CRZBNF	AGRO ECOLOGY	ACORN- VCCSL	NABARD CCB	NABARD FTO	NABARD YB PALLI	NABARD LEDP	GIZ	APDWP LFA		APDWP FA 1	APDWP FA 2	AF-TRNG CENTRE	SB LC	
IWMF Watershed Program	1																										-	
IWMF Watershed Program activities																											-	
CWSS Program																											-	
NABARD Skill Development																											-	
Cost of Cheked/ Layered Seed bags/Plants																											-	
NABARD KITW-Soil & Climate Change																		25,043									-	
NABARD-SDP-Sustainable Development																											-	
NABARD-SDP-WS																			1,443,961								-	
AP Bio Diversity Prog																											1,443,961	
Diversified / Alternate Livelihoods	2,907,896		6,990,500			19,551																						123,845
Trainings in Skill Building							4,412																					9,917,947
RAINFEED FARMERS COOPERATIVES																											4,412	
Honorarium																											-	
Training for Women on Garment Making/Women	280,892						228,625																					509,517
SALARIES FOR PROGRAM STAFF	15,521,928			249,636				1,769,343				2,765,774	6,070,652		1,702,027													28,070,360
FTA TO FIELD STAFF												5,590																5,590
RENT FOR SA PROGRAM VEHICLES												66,399																66,399
Staff Meetings / Trainings/ Exposure Visit				30,236			20,000					255,071																306,369
Travel and Communication								337,254							238,334													575,568
Operational Costs & Miscellaneous/Meeting and Communication							87,651	572,175																				659,826
MAINTENANCE COST OF FIELD OFFICES																											-	
Building Repairs & Maintenance																											-	
FPO's Infrastructure establishment																											-	
Other Overhead Cost																											-	
Electricity, Telephones, Internet																											-	
Printing, Stationery & Reference Material							6,240					75,965																82,225
Grants and Donations																											-	
Hospitality to Staff & Visitors																											-	
Grand Total	34,881,042	-	6,990,500	365,134	-	19,551	4,254,163	4,234,070	9,596,530	-	-	3,168,819	15,901,339	-	3,561,169	-	25,043	-	1,443,961	-	-	-	-	-	-	-	84,441,321	
Less: Expenditure out of Specific Grants																											-	
Expenditure out of General Grants T1 to I&E: Ab	34,881,042	-	6,990,500	365,134	-	19,551	4,254,163	4,234,070	9,596,530	-	-	3,168,819	15,901,339	-	3,561,169	-	25,043	-	1,443,961	-	-	-	-	-	-	-	84,441,321	

Head - Finance

Chief of Operations

Chief Functionary and Director

For Master Verender & Son CHARTERED
Chartered Accountants (Reg No 001939 S) UNITANTS
(Nagendra Dandi)
Partner
M.No.242172



ADMINISTRATION CHART OF ACCOUNTS	PROJECTS - FOREIGN CONTRIBUTION					PROJECTS - LOCAL CONTRIBUTION																	AMOUNT				
	SACL	FC- Designated & UT Bank	ALL for WOMEN	ACORN-RABO	SB FC	OMC	LOCAL CONTRIBUION	ICRISAT A/C	Establishment SFC	APPI CREZINF	APPI-RNF-INDS	COVID VACCINATION	APPI-CHIF	R&S- FINCO- CREZINF	AGRO ECOLOGY	ACORN- VOCSL	MABARD CCB	MABARD FFO	MABARD YB PALLI	MABARD LEPP	GIZ	APDMP LFA		APDMP FA.1	APDMP FA.2	AF-TRIG CENTRE	SB LC
PROGRAMME COORDINATION:	1	2	3	4	5	6	7	8	9	10	11	12	13	14	15	16	17	18	19	20	21	22	23	24	25	26	27
Salaries for Administration Staff	2,776,008.00					510,979.00																			582,121.00	7,907.00	
Staff recruitment and induction cost																											
External Evaluation/CH	350,481.00							432,583.00	26,915																		809,979.00
Rent for Central Coordination Vehicles	1,584,778.00												531,023.00														2,115,801.00
Maintenance Costs for 1 Four Wheeler & Two Wheelers/Campus Maintenance	292,026.00					48,980.00		326,082.00																	1,460,540.00		2,127,628.00
Travel for Administration Staff				34,451.00		4,200.00	25,373.00						296,876.00		36,000.00										40,000.00		436,900.00
Building maintenance & Training Centre maintenance	1,257,485.00					132,745.00	996,943.00						188,861.00		97,524.00										355,087.42		3,028,645.42
Campus Development - ZBNF Activities													51,037.00														51,037.00
Electricity, Telephones, Postage & Internet	633,085.00					58,115.00		158,226.00					71,354.00		61,085.00												1,041,350.00
Fuel & Repairs for Generator	111,089.00					1,600.00							20,078.00														132,764.00
Printing, Stationery & Reference material	298,116.00							87,722.00					68,289.00		92,063.00										5,125.00		551,315.00
Hospitality to staff & Visitors/Health Assistance/Education Assistance	326,556.00						420.00						75,302.00		29,477.00												315,869.00
Electronic equipment maintenance, Soil water costs etc.	79,545.00												34,134.00												2,459.00		113,679.00
Bank Charges	89,085.65					65.00	15,410.00					526.28	5,112.94						1,401.00								116,374.87
Duties and tax before F.Y.2021-2022	50,374.00		34,830.00		607,053.00		727,580.71						7,392.00								324,943.00					365,040.00	2,117,202.71
Excess gratuity investment booked in F.Y.21-22 reversed and credited																											
Property Tax / Duties tax & Other Miscellaneous exps.,	159,295.00						20,655.00						120,328.00												23,169.00		323,447.00
Audit & Legal Costs	195,293.00						150,544.00	2,954.00					38,940.00				23,600.00										408,377.00
Admin expenditure (EPF Admin and EDLI)	37,669.00						21,888.14						9,031.00		3,021.00												74,563.14
SUB TOTAL:	8,240,882.65		34,830.00	93,089.00	802,560.00	756,704.00	1,959,793.85	1,007,567.00	26,915.00	-	-	526.28	1,517,757.94	-	319,170.00	-	23,600.00	-	1,401.00	-	324,943.00	30.00	18.00	-	2,469,348.42	688,816.00	14,389,397.14
Less: Expenditure incurred from Govt. Grants Ref Sch X-D																											
TOTAL ADMINISTRATION EXPENDITURE	8,240,882.65	-	34,830.00	93,089.00	802,560.00	756,704.00	1,959,793.85	1,007,567.00	26,915.00	-	-	526.28	1,517,757.94	-	319,170.00	-	23,600.00	-	1,401.00	-	324,943.00	30.00	18.00	-	2,469,348.42	688,816.00	18,266,952.14
Less: Expenditure out of Specific Grants																											
Expenditure out of General Grants Tr to NEA Ag	8,240,882.65	-	34,830.00	93,089.00	802,560.00	756,704.00	1,959,793.85	1,007,567.00	26,915.00	-	-	526.28	1,517,757.94	-	319,170.00	-	23,600.00	-	1,401.00	-	324,943.00	30.00	18.00	-	2,469,348.42	688,816.00	18,266,952.14

Head - Finance

Chief of Operations

Chief Functionary and Director

For Mahesh, Virender & Shrinidhi
Chartered Accountants (Reg.No.001939)
(Nagendra Dandi)
Partner
M.No.242772



CAPITAL CHART OF ACCOUNTS	PROJECTS - FOREIGN CONTRIBUTION										PROJECTS - LOCAL CONTRIBUTION															AMOUNT	
	SADL	FC- Designated & UT Bank	AAL for WOMEN	ACORN- RABO	SB FC	EED LC	LOCAL CONT RIBUTION	ICRISAT AWC	Establishment SFC	APPI GRZBNF	APPI- RNE_MDS	COVID VACCINATION	APPI-CNF GRZBNF	RSS- FMGO- GRZBNF	AGRO ECOLOGY	ACORN- VOCSL	NABARD CCB	NABARD FPO	NABARD YB PALLI	NABARD LEDP	GIZ	AFDIP LFA	AFDIP FA1	AFDIP FA2	AF-TRG CENTRE		SB LC
CAPITAL COST:	1	2	3	4	5	6	7	8	9	10	11	12	13	14	15	16	17	18	19	20	21	22	23	24	25	26	27
LAND																											88,335.00
	88,335																										88,335.00
COMPUTERS & PERIPHERALS																											217,970.00
	160,220														57,750.00												217,970.00
ELECTRICAL & ELECTRONIC EQUIPMENT															13,250.00												13,250.00
	160,220														57,750.00												13,250.00
FURNITURE & FIXTURES																											
VEHICLES - TWO WHEELER																											
VEHICLES-FOUR WHEELER																											
ECOLOGOY EQUIPMENT																											
BUILDING CONSTRUCTIONS																											
Construction of Staff quarter- Director							2,915,507.00																				2,915,507.00
							2,915,507.00																				2,915,507.00
GRAND TOTAL:	248,555						2,915,507.00								71,000												3,225,062.00
Less: Capital Expenditure out of Specific Grants																											
Capital Expenditure out of General Grants	248,555						2,915,507.00								71,000												3,225,062.00

Head - Finance

Chief of Operations

Chief Functionary and Director

ACCOUNT HEAD	PROJECTS - FOREIGN CONTRIBUTION										PROJECTS - LOCAL CONTRIBUTION										AMOUNT						
	SADL	FC-Designated & LT Bank	AAI for WOMEN	ACORN-RABO	SB FC	OMC	LOCAL CONTRIBUION	ICRGAT A/C	Establishment SFC	APPI CRZBNF	APPI- RNF- JDS	COVID VACCINATION	APPI-CNF	R/S-S-FRGO- CRZBNF	AGRO ECOLOGY	ACORN- VCSL	NABARD CCB	NABARD FPO	NABARD YB PALLI	NABARD LEDP		GIZ	APDMP LFA	APDMP FA 1	APDMP FA 2	AF-TRG CENTRE	SB LC
Current Liabilities, Staff/Creditors	1	2	3	4	5	6	7	8	9	10	11	12	13	14	15	16	17	18	19	20	21	22	23	24	25	26	27
Health Subsidy	2,259,641		7,500		97,667.00	76,012	7,839,530.00	186,556				20,013	1,380,200		148,017	8,329			87,362						70,693.00	5,820	12,167,540.00
EMD	-				646,180.00			69,000	1,062,095	-	-			-				-								144,819	789,399.00
Gratuity & Welfare					1,176,739.00				-	-	-			-												1,130,095.00	
Current Liabilities, Statutory Payments	1,993,831	-		6,404	-	57,762	673,975.49	206,762	117,192			13,635	628,841		209,899	14,714	2,098		107,907							677,837	1,854,576.00
GRAND TOTAL	4,253,472	-	7,500	6,404	1,919,786	133,774	8,513,505.49	461,318	1,179,287	-	-	33,648	2,009,041	-	357,916	23,043	2,098	-	195,269	-	-	-	-	-	397,346.35	836,985	20,330,392.84

Head - Finance

Chief of Operations

Chief Functionary and Director

For Mahesh, Virender & Srinam
Chartered Accountants (Reg.No.0011939 S)
(Nagendra Dandu)
Partner
M.No.242772

MAHESH VIRENDER & SRINAM
CHARTERED ACCOUNTANTS
Reg. No. 0011939 S
HYDERABAD

ACCION FRATERNA :: BANGALORE HIGHWAY:: ANANTAPUR.

SCHEDULE - VIII - E [Expenditure related to Consultancy Services]

NAME OF THE DONOR	PROJECTS - FOREIGN CONTRIBUTION					PROJECTS - LOCAL CONTRIBUTION					AMOUNT
	SADL	FCRA MAIN	AAL for WOMEN	ACORN- RABO	SB FC	EED LC	LOCAL CONT RIBUTION	ICRSAT AYC	Establishme nt SPC	APPL CRZBNF	
Exo. Related to Consultancy ser.	1	2	3	4	5	6	7	8	9	10	27
Expenditure on Consultancy Services	-										684,372.00
TOTAL EXPENDITURE	-	-	-	-	-	-	-	-	-	-	684,372.00

SCHEDULE - VIII - F Grants and Donations

ACCOUNT HEAD	PROJECTS - FOREIGN CONTRIBUTION					PROJECTS - LOCAL CONTRIBUTION					AMOUNT
	SADL	FC- Designated & UT Bank	AAL for WOMEN	ACORN- RABO	SB FC	EED LC	LOCAL CONT RIBUTION	ICRSAT AYC	Establishme nt SPC	APPL CRZBNF	
Unspent Specific Grant Refund	1	2	3	4	5	6	7	8	9	10	27
Less Unspent grant of Earlier Years	-										1,951,950.00
TOTAL EXPENDITURE	-	-	-	-	-	-	-	-	-	-	1,951,950.00

Head - Finance

Chief of Operations

Chief Functionary and Director

For Manesh, Verender & SriRam
Chartered Accountants (Regd.No.001939 S)
(B.R. Mahesh)
Partner
M.No.018628





SCHEDULE - I(A) CURRENT ASSETS - DEPOSITS & INVESTMENTS

ACCION FRATERNAL :: BANGALORE HIGHWAY:: ANANTAPUR.

FINANCIAL YEAR - 2022 - 2023

PARTICULARS	PROJECTS - FOREIGN CONTRIBUTION										PROJECTS - LOCAL CONTRIBUTION																AMOUNT
	SADL	FC- Designated & UT Bank	AAL for WOMEN	ACORN-HABO	SB FC	EED LC	LOCAL CONT RIBUTION	ICRSAT A/C	Establishment SPC	APPL CRZNF	APPL RNF-ND5	COVID VACCINATION	APPL-ONE CRZNF	RFS-FNCO- CRZNF	AGRO ECOLOGY	ACORN- VCSL	NABARD CCB	NABARD FPO	NABARD YB PALLI	NABARD LEDP	GIZ	APDMP LFA	APDMP FA 1	APDMP FA 2	AFTTG CENTRE	SB LC	
GENERAL DEPOSITS (A)	1	2	3	4	5	6	7	8	9	10	11	12	13	14	15	16	17	18	19	20	21	22	23	24	25	26	27
As per Last B/c:	-	-	11 418 473.00	-	10 052 077.00	-	5 611 606.00	-	-	-	-	4 047 228	16 500 000	-	-	-	-	-	-	-	-	-	-	-	-	24 401 339.00	72 030 723.00
Additions During the Year	3 915 312	210 000.00	12 001 225.00	-	19 630 186.00	-	13 112 503.00	-	-	-	-	-	32 278 505	-	-	-	-	-	-	-	-	-	-	-	-	27 707 993.00	108 856 074.00
Less: Withdrawal During the year	-	-	18 919 699.00	-	19 297 066.00	-	15 615 542.00	-	-	-	-	4 047 228	35 724 341	-	-	-	-	-	-	-	-	-	-	-	-	28 467 113.00	120 061 523.00
SUB T O T A L (A)	3 915 312	210 000	4 500 000	-	10 394 607	-	3 108 567	-	-	-	-	-	13 054 564	-	-	-	-	-	-	-	-	-	-	-	-	25 642 219	60 825 289.00
Sec 11 A Deposits																											
As per Last B/c:	179 000 000																									179 000 000.00	
Additions During the Year	20 000 000																									20 000 000.00	
Less: Matured During the year reinvested	20 000 000																									20 000 000.00	
SUB T O T A L (A)	179 000 000																									179 000 000.00	
GRATUITY & WELFARE DEPOSITS (B)																											
As per Last B/c:					14 621 365.78																					15 240 302.61	
Additions During the Year					1 178 323.08																					677 837.00	1 856 160.08
Less: Withdrawal During the Year					1 176 739.00																					-	
Investment excess booked in FY 2021-22 now reduced					3 486 211.10																					3 486 211.10	
Add income earned from Gratuity Investment					559 923.00																					559 923.00	
SUB T O T A L (B)					11 695 881.76																					12 992 455.59	
HEALTH SUBSIDY DEPOSITS (C)																											
As per Last B/c:					8 759 365.00																					648 463.00	9 417 828.00
Additions During the Year					9 195 009.00																					664 462.00	9 417 827.00
Less: Withdrawal During the year					8 759 365.00																					664 528.00	9 879 537.00
SUB T O T A L (C)					9 195 009.00																					-	
DRIVING SCHOOL DEPOSITS (D)																											
As per Last B/c:							4 545 866.00																			4 545 866.00	
Additions During the Year							4 977 854.00																			4 977 854.00	
Less: Withdrawal During the year							2 922 011.00																			2 922 011.00	
SUB T O T A L (D)							6 601 709.00																			6 601 709.00	

Head - Finance

Chief of Operations

Chief Functionary and Director

For Mahesh, Venkatesh & Sons
CHARTERED ACCOUNTANTS
(B.R. Mahesh)
Partner
M.No 018628





SCHEDULE - IX A (CURRENT ASSETS - DEPOSITS & INVESTMENTS)

FINANCIAL YEAR : 2022 - 2023

PARTICULARS	PROJECTS - FOREIGN CONTRIBUTION					PROJECTS - LOCAL CONTRIBUTION																	AMOUNT				
	SADL	FC- Designated & UT Bank	MAIL for WOMEN	ACORN-PABO	SB FC	EED LC	LOCAL CONTRI- BUTION	ICRSAT AVC	Establishment SPC	APPL CRZBNF	APPL- RNF-NDs	COVID VACCINATION	APPL-CNF	INS-FNGO- CRZBNF	AGRO ECOLOGY	ACORN- VCSL	NABARD CCB	NABARD FPO	NABARD YB PALLI	NABARD LEDP	GIZ	APDMP LFA		APDMP FA 1	APDMP FA 2	AF-TRG CENTRE	SB LC
OTHER SECURITY DEPOSITS (E)	1	2	3	4	5	6	7	8	9	10	11	12	13	14	15	16	17	18	19	20	21	22	23	24	25	26	27
ELECTRICITY DEPOSITS (A)																											
As per Last B/s:	1,300.00	-					16,550.00	-											-					-			
Additions During the Year:	3,000.00						-																-				
Less: Withdrawal during the Year:	-																									-	
SUB T O T A L (A)	4,300.00	-					16,550.00												-					-			
TELEPHONE DEPOSITS (B)																											
As per Last B/s:	-	-					-												-				-			-	
Additions During the Year:	-						-																-			-	
Less: Withdrawal during the Year:	-						-																-			-	
SUB T O T A L (B)	-	-					-																-			-	
BIO GAS DEPOSITS (C)																											
As per Last B/s:	-	-					-												-				-			15,000.00	
Additions During the Year:	-						-																-			15,000.00	
Less: Withdrawal during the Year:	-						-																-			-	
SUB T O T A L (C)	-	-					-																-			15,000.00	
RENTAL DEPOSITS (D)																											
As per Last B/s:	-	-					-												-				-			-	
Additions During the Year:	-						-																-			-	
Less: Withdrawal during the Year:	-						-																-			-	
SUB T O T A L (D)	-	-					-																-			-	
T O T A L (A+B+C+D) = E	4,300.00	-					16,550.00												-					-			
GRAND TOTAL (A to E) = F	3,919,612.00	210,000.00	4,500,000.00		31,285,297.76		9,728,925.00						13,054,554.00														

Head - Finance

Chief of Operations

Chief Functionary and Director

MAHESH VIRENDER
Fid. Mahesh Virender & Stream
CHARTERED ACCOUNTANTS (Reg.No.001939 S)
ACQUANTANTS (Nagendra Dandi)
Reg. No. 001939 S
Partner
M.No. 242172
HYDERABAD

PARTICULARS	PROJECTS - FOREIGN CONTRIBUTION					PROJECTS - LOCAL CONTRIBUTION															AMOUNT						
	SADL	FC- Designated & UT Bank	AA/for WOMEN	ACORN-FABO	SB FC	EED LC	LOCAL CONTRIBUTION	ICRISAT AVC	Establishment SFC	APPI CRZINF	APPI- RNF- NDS	COVID VACCINATION	APPI- CNF CRZINF	FNSS- FNCO- ECOLOGY	AGRO VCCSL	NABARD CCB	NABARD FPO	NABARD YB PALLI	NABARD LEDP	GIZ		APDMP LFA	APDMP FA 1	APDMP FA 2	AF-TRIG CENTRE	SB LC	
(a) Advances / Loan to other programs As per L/E	1	2	3	4	5	6	7	8	9	10	11	12	13	14	15	16	17	18	19	20	21	22	23	24	25	26	27
Additions during the year	-	-	-	-	-	-	2,053,500	-	-	-	-	800,000.00	-	-	-	-	450,000	-	-	-	-	-	505,000	250,000	-	2,700,000	5,508,500.00
Less : Received during the year	-	-	-	-	1,850,000	-	5,000,000	-	-	-	-	800,000.00	-	-	-	-	450,000	-	-	-	-	-	505,000	250,000	-	2,700,000	8,100,000.00
Sub Total	-	-	-	-	1,250,000	-	5,600,000	-	-	-	-	800,000.00	-	-	-	-	450,000	-	-	-	-	-	505,000	250,000	-	2,000,000	10,100,000.00
Advances / Loan to others As per L/E	-	-	-	-	600,000	-	1,453,500	-	-	-	-	-	-	-	-	-	-	-	-	-	-	505,000	250,000	-	700,000	3,508,500.00	
Additions during the year	-	-	-	-	-	-	-	-	-	-	-	-	-	-	-	-	-	-	-	-	-	25,000	-	-	-	25,000.00	
Less : Received during the year	-	-	-	-	-	-	-	-	-	-	-	-	-	-	-	-	-	-	-	-	-	25,000	-	-	-	-	
Sub Total	-	-	-	-	-	-	-	-	-	-	-	-	-	-	-	-	-	-	-	-	-	25,000	-	-	-	25,000.00	
(b) Advances to Staff & Others, As per L/E	-	-	-	-	-	-	-	-	-	-	-	-	-	-	-	-	-	-	-	-	-	25,000	-	-	-	25,000.00	
Accounts Receivable - TDS	2,750,766	-	101,817	-	663,070	-	670,582.71	-	4,875	-	-	30,676	24,210	-	-	-	576	-	-	-	324,943	-	-	-	-	437,183	5,048,122.71
Accounts Receivable - Provident Fund	-	-	-	-	-	-	-	-	-	-	-	-	-	-	-	-	-	-	-	-	-	-	-	-	-	158	734.00
Program Advances	166,720	-	-	-	-	-	(8,484.00)	-	856,657	-	-	-	21,241	-	-	-	-	-	-	-	-	-	-	-	-	81,301	1,117,435.00
Program Advances-Revolving Fund	-	-	-	-	-	-	45,864.00	-	-	-	-	-	-	-	-	-	-	-	-	-	-	-	-	-	-	45,864.00	
Salary Advances	-	-	-	-	-	-	10,898.00	-	-	-	-	-	-	-	-	-	-	-	-	-	-	-	-	-	-	-	10,898.00
Add : Additions during the year	-	-	-	-	-	-	-	-	-	-	-	-	-	-	-	-	-	-	-	-	-	-	-	-	-	-	
Accounts Receivable - TDS	-	-	-	-	1,232,349	-	61,729	-	-	-	-	-	12,186	-	-	21,600.00	-	-	-	-	-	-	-	-	16,572	3,156	1,347,692.00
Accounts Receivable - Provident Fund	4,394,271	-	-	-	-	-	8,995,561	-	1,909,094	-	-	-	1,412,860	-	-	-	32,000	-	-	176,450	-	-	-	-	4,065,090	-	21,195,326.00
Program Advances-Revolving Fund	-	-	-	-	-	-	-	-	-	-	-	-	-	-	-	-	-	-	-	-	-	-	-	-	-	-	
Salary Advances	-	-	-	-	-	-	1,025,450	-	-	-	-	-	-	-	-	-	-	-	-	-	-	-	-	-	-	14,020	1,039,470.00
Less : Received during the year	-	-	-	-	-	-	-	-	-	-	-	-	-	-	-	-	-	-	-	-	-	-	-	-	-	-	
TDS Outstanding before F.Y.2021-2022	50,374	-	-	-	607,063	-	668,450.71	-	-	-	-	-	7,392	-	-	-	-	-	-	-	324,943	-	-	-	-	-	2,058,092.71
Accounts Receivable - TDS	2,740,392	-	34,630	-	56,007	-	2,132.00	-	4,875	-	-	30,676.00	16,818	-	-	-	-	-	-	-	-	-	-	-	-	72,143	2,990,090.00
Accounts Receivable - Provident Fund	-	-	-	-	-	-	-	-	-	-	-	-	-	-	-	-	-	-	-	-	-	-	-	-	-	-	
Program Advances	4,544,491	-	-	-	-	-	8,814,513	-	2,765,751	-	-	-	1,412,561	-	-	-	32,000	-	-	173,450	-	-	-	-	3,301,321	-	21,263,087.00
Program Advances-Revolving Fund	-	-	-	-	-	-	-	-	-	-	-	-	-	-	-	-	-	-	-	-	-	-	-	-	-	-	
Salary Advances	-	-	-	-	-	-	758,628	-	-	-	-	-	-	-	-	-	-	-	-	-	-	-	-	-	-	14,020	772,648.00
Advances to Staff & Others, to be shown to	-	-	-	-	-	-	-	-	-	-	-	-	-	-	-	-	-	-	-	-	-	-	-	-	-	-	
Members	-	-	-	-	-	-	-	-	-	-	-	-	-	-	-	-	-	-	-	-	-	-	-	-	-	-	
Accounts Receivable - TDS	-	-	-	-	1,232,349	-	61,729	-	-	-	-	-	12,186	-	-	21,600	-	-	-	-	-	-	-	-	16,572	3,156	1,347,692.00
Accounts Receivable - Provident Fund	-	-	-	-	-	-	-	-	-	-	-	-	-	-	-	-	576	-	-	-	-	-	-	-	-	158	734.00
Program Advances	6,500	-	-	-	-	-	172,564	-	-	-	-	-	21,540	-	-	-	-	-	3,000	-	-	-	-	-	764,769	81,301	1,049,674
Sundry Debtors	-	-	-	-	-	-	-	-	-	-	-	-	-	-	-	-	-	-	-	-	-	-	-	-	-	-	
Program Advances-Revolving Fund	-	-	-	-	-	-	45,864	-	-	-	-	-	-	-	-	-	-	-	-	-	-	-	-	-	-	-	45,864
Salary Advances	-	-	-	-	-	-	277,720	-	-	-	-	-	-	-	-	-	-	-	-	-	-	-	-	-	-	-	277,720
Sub Total	6,500	-	-	-	1,232,349	-	557,877.00	-	-	-	-	-	33,726	-	-	21,600.00	576	-	-	3,000.00	-	-	-	-	781,341	84,615	2,221,584.00

Head - Finance

Chief of Operations

Chief Functionary and Director

For Mahesh, Virender & Shriam
Chartered Accountants (Reg.No.001939 S)
(Nagendra Dandu)
Partner
M.No.242172



ACCOUNT HEAD	PROJECTS - FOREIGN CONTRIBUTION										PROJECTS - LOCAL CONTRIBUTION										PROJECTS - LOCAL CONTRIBUTION										AMOUNT
	SADL	FC-Designated & UT Bank	AAI for WOMEN	ACORN-HABO	SB FC	EED LC	LOCAL CONTRIBUTION	ICRISAT AYC	Establishment SPC	APPL CRZBNF	APPL RMF-NDS	COVID VACCINATION	APPL-CONF	RGS-FNCO-CRZBNF	AGRO ECOLOGY	ACORN-WCSL	NABARD CCB	NABARD FPO	NABARD YB-PALLI	NABARD LEDP	GIZ	AFDMP LFA	AFDMP FA 1	AFDMP FA 2	AF-TRG CENTRE	SB LC					
MACHINERY:	1	2	3	4	5	6	7	8	9	10	11	12	13	14	15	16	17	18	19	20	21	22	23	24	25	26	27				
As per Last B/c:	15,683.00	-	-	-	96.00	-	-	-	-	-	-	-	-	-	-	-	-	-	-	-	-	-	-	-	-	198.00	15,977.00				
Add: Purchases this year (Dep. Charged)	-	-	-	-	-	-	-	-	-	-	-	-	-	-	-	-	-	-	-	-	-	-	-	-	-	-	-				
i: Purchases this year (Dep. Not charged)	15,683.00	-	-	-	96.00	-	-	-	-	-	-	-	-	-	-	-	-	-	-	-	-	-	-	-	-	198.00	15,977.00				
Sub Total :	-	-	-	-	96.00	-	-	-	-	-	-	-	-	-	-	-	-	-	-	-	-	-	-	-	-	198.00	-				
Less: Sale of Machinery during the year:	-	-	-	-	96.00	-	-	-	-	-	-	-	-	-	-	-	-	-	-	-	-	-	-	-	-	198.00	-				
Sub Total :	15,683.00	-	-	-	-	-	-	-	-	-	-	-	-	-	-	-	-	-	-	-	-	-	-	-	-	198.00	15,977.00				
Less: Sale of Machinery during the year:	-	-	-	-	96.00	-	-	-	-	-	-	-	-	-	-	-	-	-	-	-	-	-	-	-	-	198.00	15,977.00				
Sub Total :	15,683.00	-	-	-	-	-	-	-	-	-	-	-	-	-	-	-	-	-	-	-	-	-	-	-	-	198.00	15,977.00				
Less: Depreciation during the year @ 15%:	2,352.00	-	-	-	14.00	-	-	-	-	-	-	-	-	-	-	-	-	-	-	-	-	-	-	-	-	30.00	2,386.00				
Sub Total :	2,352.00	-	-	-	-	-	-	-	-	-	-	-	-	-	-	-	-	-	-	-	-	-	-	-	-	168.00	13,891.00				
TOTAL	13,331.00	-	-	-	82.00	-	-	-	-	-	-	-	-	-	-	-	-	-	-	-	-	-	-	-	-	-	1,394,614.05				
ECOLOGICAL EQUIPMENT:																															
As per Last B/c:	660,723.00	519,913.00			201,376.00		6,301.05	-	-		-						6,301.00		-	-	-						1,394,614.05				
Add: Purchases this year/ Inter project transfers (Dep. Charged)	-	-	-	-	-	-	-	-	-	-	-	-	-	-	-	-	-	-	-	-	-	-	-	-	-	-	-				
i: Purchases this year (Dep. Not charged)	-	519,913.00	-	-	201,376.00	-	6,301.05	-	-	-	-	-	-	-	-	-	6,301.00	-	-	-	-	-	-	-	-	-	1,394,614.05				
Sub Total :	660,723.00	519,913.00	-	-	201,376.00	-	6,301.05	-	-	-	-	-	-	-	-	-	6,301.00	-	-	-	-	-	-	-	-	-	1,394,614.05				
Less: Depreciation @ 15% during the year :	99,108.00	77,987	-	-	30,206.00	-	945	-	-	-	-	-	-	-	-	945.00	-	-	-	-	-	-	-	-	-	-	209,191.11				
Sub Total :	561,615.00	441,926	-	-	171,170.00	-	5,356	-	-	-	-	-	-	-	-	5,356.00	-	-	-	-	-	-	-	-	-	-	1,186,422.94				
TOTAL																															
TRAINING MATERIAL:																															
As per Last B/c:	5,173.00	-	-	-	-	-	-	-	-	-	-	-	-	-	-	-	-	-	-	-	-	-	-	-	-	-	5,173.00				
Add: Purchases this year (Dep. Charged)	-	-	-	-	-	-	-	-	-	-	-	-	-	-	-	-	-	-	-	-	-	-	-	-	-	-	-				
i: Purchases this year (Dep. Not charged)	5,173.00	-	-	-	-	-	-	-	-	-	-	-	-	-	-	-	-	-	-	-	-	-	-	-	-	-	-				
Sub Total :	5,173.00	-	-	-	-	-	-	-	-	-	-	-	-	-	-	-	-	-	-	-	-	-	-	-	-	-	5,173.00				
Less: Depreciation @ 15% this year :	776.00	-	-	-	-	-	-	-	-	-	-	-	-	-	-	-	-	-	-	-	-	-	-	-	-	-	776.00				
Sub Total :	4,397.00	-	-	-	-	-	-	-	-	-	-	-	-	-	-	-	-	-	-	-	-	-	-	-	-	-	4,397.00				
TOTAL																															

ACCOUNT HEAD	PROJECTS - FOREIGN CONTRIBUTION										PROJECTS - LOCAL CONTRIBUTION															AMOUNT	
	SADL	FC-Designated & UT Bank	AAU for WOMEN	ACORR-RABO	SB FC	EED LC	LOCAL CONTRIBUTION	IGRISAT AYC	Establishment SPC	APPL CRZNF	APPL RNF_NDS	COVID VACCINATION	APPL CNF	R/S- FNGO-CRZNF	AGRO ECOLOGY	ACORR-VCCSL	NABARD CCB	NABARD FFO	NABARD YB PALLI	NABARD LEOP	GIZ LFA	APDMP FA 1	APDMP FA 2	AF-TRG CENTRE	SB LC		
FURNITURE:	1	2	3	4	5	6	7	8	9	10	11	12	13	14	15	16	17	18	19	20	21	22	23	24	25	26	27
As per Last B/s:	1,322,195.25	-	-	-	34,979.00	-	477,022.55	65,974.00	-	65,152.00	-	-	115,875	-	-	-	-	-	-	-	-	-	-	-	-	110,490.20	2,191,688.00
Add: Purchases this year/inter Project transfer (Dep. Charged)	-	-	-	-	-	-	-	-	-	-	-	-	-	-	-	-	-	-	-	-	-	-	-	-	-	-	
Sub Total :	1,322,195.25	-	-	-	34,979.00	-	477,022.55	65,974.00	-	65,152.00	-	-	115,875	-	-	-	-	-	-	-	-	-	-	-	-	110,490.20	2,191,688.00
Purchases this year (Dep. Not charged)	132,220.00	-	-	-	3,498.00	-	47,702	6,597.00	-	6,515.00	-	-	11,588	-	-	-	-	-	-	-	-	-	-	-	-	11,049.00	219,169.26
Sub Total :	10%	-	-	-	3,498.00	-	429,320	59,577.00	-	59,637.00	-	-	104,287	-	-	-	-	-	-	-	-	-	-	-	-	99,441.20	1,972,518.75
TOTAL	1,189,975.25	-	-	-	34,811.00	-	-	-	-	-	-	-	-	-	-	-	-	-	-	-	-	-	-	-	-	32,047.00	-
OFFICE EQUIPMENT:	-	-	-	-	-	-	-	-	-	-	-	-	-	-	-	-	-	-	-	-	-	-	-	-	-	-	
As per Last B/s:	27,618.00	4,429.00	-	-	-	-	-	-	-	-	-	-	-	-	-	-	-	-	-	-	-	-	-	-	-	32,047.00	-
Add: Purchases this year (Dep. Charged)	-	-	-	-	-	-	-	-	-	-	-	-	-	-	-	-	-	-	-	-	-	-	-	-	-	-	
Purchases this year (Dep. Not charged)	-	-	-	-	-	-	-	-	-	-	-	-	-	-	-	-	-	-	-	-	-	-	-	-	-	-	
Sub Total :	27,618.00	4,429.00	-	-	-	-	-	-	-	-	-	-	-	-	-	-	-	-	-	-	-	-	-	-	-	32,047.00	4,807.00
Less: Depreciation @ 15% this year	4,143.00	664.00	-	-	-	-	-	-	-	-	-	-	-	-	-	-	-	-	-	-	-	-	-	-	-	-	-
TOTAL	23,475.00	3,765.00	-	-	-	-	-	-	-	-	-	-	-	-	-	-	-	-	-	-	-	-	-	-	-	-	-
OTHER EQUIPMENT:	-	-	-	-	-	-	-	-	-	-	-	-	-	-	-	-	-	-	-	-	-	-	-	-	-	-	-
As per Last B/s:	53,180.00	-	-	-	-	-	137,615.00	-	-	-	-	-	-	-	-	-	-	-	-	-	-	-	-	-	-	190,795.00	-
Add: Purchases this year (Dep. Charged)	-	-	-	-	-	-	-	-	-	-	-	-	-	-	-	-	-	-	-	-	-	-	-	-	-	-	-
Purchases this year (Dep. Not charged)	-	-	-	-	-	-	-	-	-	-	-	-	-	-	-	-	-	-	-	-	-	-	-	-	-	-	-
Sub Total :	53,180.00	-	-	-	-	-	137,615.00	-	-	-	-	-	-	-	-	-	-	-	-	-	-	-	-	-	-	190,795.00	-
Less: Depreciation @ 15% this year	7,977.00	-	-	-	-	-	20,642	-	-	-	-	-	-	-	-	-	-	-	-	-	-	-	-	-	-	28,619.25	-
TOTAL	45,203.00	-	-	-	-	-	116,973	-	-	-	-	-	-	-	-	-	-	-	-	-	-	-	-	-	-	162,175.75	-
COMPUTERS & PERIPHERALS	-	-	-	-	-	-	-	-	-	-	-	-	-	-	-	-	-	-	-	-	-	-	-	-	-	-	-
As per Last B/s:	344,184.00	1,339.00	-	-	77.00	-	364.80	82,490.00	-	52,603.00	-	-	59,220	-	57,750.00	-	5.91	-	-	-	-	-	-	-	-	496.20	540,779.91
Add: Purchases this year/ Inter project transfers (Dep. Charged)	-	-	-	-	-	-	-	-	-	-	-	-	-	-	-	-	-	-	-	-	-	-	-	-	-	-	-
Sub Total :	344,184.00	1,339.00	-	-	77.00	-	364.80	82,490.00	-	52,603.00	-	-	59,220	-	57,750.00	-	5.91	-	-	-	-	-	-	-	-	496.20	540,779.91
Purchases this year (Dep. Not charged)	-	-	-	-	-	-	-	-	-	-	-	-	-	-	-	-	-	-	-	-	-	-	-	-	-	-	-
Less: Depreciation @ 40% this year	137,674.00	536.00	-	-	31.00	-	146	32,996.00	-	21,041.00	-	-	23,688	-	9,625.00	-	2.00	-	-	-	-	-	-	-	-	198	598,529.91
TOTAL	206,510.00	803.00	-	-	46.00	-	219	49,494.00	-	31,562.00	-	-	36,532	-	48,126.00	-	3.91	-	-	-	-	-	-	-	-	298.20	577,592.99
GRAND TOTAL Rs.	100,288,863.32	482,922.05	-	-	482,943.00	-	35,188,198.37	108,871.00	-	112,384.00	-	-	191,008	-	60,547.00	-	8,018.91	-	-	-	-	-	-	-	-	1,263,590.25	138,130,106
ASSETS OPENING BALANCE AS PER LAST BS:	100,944,841.32	568,537.00	-	-	533,879.00	-	34,140,505.50	148,464.00	-	143,855.00	-	-	235,317.00	-	-	-	9,424.91	-	-	-	-	-	-	-	-	1,331,705.25	138,056,398.98
ADD:ASSETS PURCHASED DURING YEAR	248,555.00	-	-	-	-	-	2,915,507	-	-	-	-	-	-	-	71,000	-	-	-	-	-	-	-	-	-	-	-	3,235,062
TRANSFER OF ASSETS FROM ONE PROJECT TO ANOTHER PROJECT	-	-	-	-	-	-	-	-	-	-	-	-	-	-	-	-	-	-	-	-	-	-	-	-	-	-	-
LESS: DEPRECIATION	934,533.00	66,615	-	-	50,736.00	-	1,867,814.14	39,593.00	-	31,471.00	-	-	44,309	-	10,453.00	-	1,416.00	-	-	-	-	-	-	-	-	68,115.00	3,134,055.09
LESS: Sale of Asset / Submitted to Depo.	-	-	-	-	-	-	-	-	-	-	-	-	-	-	-	-	-	-	-	-	-	-	-	-	-	-	-
TOTAL FIXED ASSETS (NET) (Net BS)	100,288,863.32	482,922	-	-	482,943.00	-	35,188,198.37	108,871.00	-	112,384.00	-	-	191,008	-	60,547.00	-	8,018.91	-	-	-	-	-	-	-	-	1,263,590.25	138,157,346

Head - Finance

Chief of Operations

Chief Fundraising and Director

For Mahesh, Yarendar & Sriam
Chartered Accountants (Reg.No.0073046)
(Nagendra Dandu)
Partner
M.No.242172



ACCOUNT HEAD	PROJECTS - FOREIGN CONTRIBUTION										PROJECTS - LOCAL CONTRIBUTION										AMOUNT						
	SADL	FC Designated & UT Bank	MAL for WOMEN	ACORNHABO	SB FC	EED LC	LOCAL CONTRIBUION	ICRSAT A/C	Establishment SFC	APRI ORGNE	APR-RNE JNDIS	COVID VACCINATION	APR-ONE	RES-ENG-ORGNE	ASRO ECOLOGY	ACORNJOSIL	NABARD OCB	NABARD FFO	NABARD YB-PULLI	NABARD LEOP		GIZ	APDAP LFA	APDAP FA1	APDAP FA2	AF-TRNG CENTRE	SB LC
GENERAL FUND ACCOUNT	1	2	3	4	5	6	7	8	9	10	11	12	13	14			15	16	17	18	19	20	21	22		23	24
As per IFRS:																											
Less:Excess of Expenditure over Income (transferred to SFC)	276,048,821.00	180,776.00	11,991,511.00		18,406,209.22	28,005.00	11,509,002.53	(656,617.00)	3,942,442.00	(46,913.00)	-	5,090,587.00	17,251,697.00	177,807.00			268,291.00	(15,423.00)	(27,660.00)	(34,555.00)	779,202.00	(1,187,261.00)	25,023.00	18,901.00	-	27,391,144.00	371,130,114.00
Sub Total Rec:	284,567,740.35	102,264.05	5,336,272.00	(456,223.00)	16,954,234.60	72,545.00	12,318,303.89	770,137.00	44,035.00	(78,384.00)	-	1,987,071.72	13,905,232.42	177,991.00			229,298.00	(14,479.00)	405,007.00	50,728.00	466,638.00	(1,187,224.00)	25,809.00	19,049.00	1,014,491.39	28,135,220.00	365,728,092.61
Less: Being excess taken in the FY 2021-22 row revised and corrected																											
Less: Transferred to Capital Fund (Being the value of Capital Assets Transferred this year)	248,555.00						2,915,597.00								71,000.00												3,235,082.00
Sub Total Rec:	192,017,718.45	102,264	5,336,272.00	(456,223.00)	16,954,234.60	72,545.00	9,402,796.89	770,137.00	44,035.00	(78,384.00)	-	1,987,071.72	13,905,232.42	177,991.00	(10,453.00)	423,192.00	229,298.00	(14,479.00)	405,007.00	50,728.00	466,638.00	(1,187,224.00)	25,809.00	19,049.00	1,014,491.39	28,135,220.00	269,801,563.77
Add: Transferred from Capital Fund (Being the value of Capital Assets sold this year)	192,017,718.45	102,264	5,336,272.00	(456,223.00)	16,954,234.60	72,545.00	9,402,796.89	770,137.00	44,035.00	(78,384.00)	-	1,987,071.72	13,905,232.42	177,991.00	(10,453.00)	423,192.00	229,298.00	(14,479.00)	405,007.00	50,728.00	466,638.00	(1,187,224.00)	25,809.00	19,049.00	1,014,491.39	28,135,220.00	269,801,563.77
Less: Transferred to Health Society Fund																											
Less: Transferred to Quality & Welfare Fund																											
Less: Transferred TDS Receivables																											
Less: Interest earned on Specific grant T: 10 Sch X-D																											
Less: Transferred unspent grant refunded to donor																											
Less: Transferred to Driving School Fund Account							85,697.00	770,137.00	44,035.00	(78,384.00)	-	35,121.40	13,905,232.42	177,991.00	(10,453.00)	423,192.00	229,298.00	(14,479.00)	405,007.00	50,728.00	466,638.00	(1,187,224.00)	25,809.00	19,049.00	1,014,491.39	28,135,220.00	269,801,563.77
Add: Inter project adjustment	192,017,718.45	102,264	5,336,272.00	(456,223.00)	16,954,234.60	72,545.00	9,317,099.89	770,137.00	44,035.00	(78,384.00)	-	35,121.40	13,905,232.42	177,991.00	(10,453.00)	423,192.00	229,298.00	(14,479.00)	405,007.00	50,728.00	466,638.00	(1,187,224.00)	25,809.00	19,049.00	1,014,491.39	28,135,220.00	269,801,563.77
Add: Inter project adjustment																											
Less: Transferred from C Account																											
Sub Total Rec:	192,017,718.45	102,264	5,336,272.00	(456,223.00)	16,954,234.60	72,545.00	9,317,099.89	770,137.00	44,035.00	(78,384.00)	-	35,121.40	13,905,232.42	177,991.00	(10,453.00)	423,192.00	229,298.00	(14,479.00)	405,007.00	50,728.00	466,638.00	(1,187,224.00)	25,809.00	19,049.00	1,014,491.39	28,135,220.00	269,801,563.77
Add: Depreciation (Being expenditure on Capital Assets transferred from Capital Fund)	834,533.00	86,614.85			50,728.00		1,887,814.14	38,593.00		31,471.00	-	44,309.00			10,453.00		1,416.00		405,007.00	50,728.00	466,638.00	(1,187,224.00)	25,809.00	19,049.00	1,014,491.39	28,203,385.00	3,134,055.09
Total (INR BRS)	192,852,251.45	187,879.00	5,336,272.00	(456,223.00)	17,014,970.60	72,545.00	11,184,914.02	809,730.00	44,035.00	(46,913.00)	-	35,121.40	13,949,541.42	177,991.00													3,134,055.09
Corpus Fund							325,600.00																				325,600.00
DRIVING SCHOOL FUND ACCOUNT							4,041,597.00																				4,041,597.00
As per IFRS																											
Add: Transferred from AF Local Contribution General Fund to Driving School Fund Account during the year							85,697.00																				85,697.00
Total (INR BRS)							4,127,294.00																				4,127,294.00

Head - Finance

Chief of Operations

Chief Functionary and Director

For Mahesh Alexander & Shree
Chartered Accountants (Reg No. 100338)
(Nagendra Dandi)
Partner
M.No.242172





SCHEDULE - X.B (CURRENT LIABILITIES - GRATUITY & HEALTH SUBSIDY FUND ACCOUNT)

ACCION FRATERNAL :: BANGALORE HIGHWAY :: ANANTAPUR

FINANCIAL YEAR : 2022 - 2023

ACCOUNT HEAD	PROJECTS - FOREIGN CONTRIBUTION				PROJECTS - LOCAL CONTRIBUTION										SB LC	AMOUNT											
	SADL	FC- Designated & UT Bank	AAL for WOMEN	ACORN-RABO	SB FC	EED LC	LOCAL CONTRIBUION	ICRISAT AYC	Establishment ISPC	APPL CRZBNF	APPL RNF-INDS	COVID VACCINATION	APPL CNF	RYS-ENGO CRZBNF			AGRO ECOLOGY	ACORN- VCCSL	NABARD CCB	NABARD FPO	NABARD VB PALLI	NABARD LEDP	GIZ	AFDMP LFA	AFDMP FA 1	AFDMP FA 2	AF-IRG CENTRE
GRATUITY & WELFARE FUND:	1	2	3	4	5	6	7	8	9	10	11	12	13	14	15	16	17	18	19	20	21	22	23	24	25	26	27
As per Last B/s	-	-	-	-	6,900,944.98	-	-	-	-	-	-	-	-	-	-	-	-	-	-	-	-	-	-	-	-	936,878.83	7,837,823.81
Additions During the Year	-	-	-	-	576,268.00	-	-	-	-	-	-	-	-	-	-	-	-	-	-	-	-	-	-	-	-	1,035,590.00	1,611,858.00
Add : Transferred from General Fund	-	-	-	-	-	-	-	-	-	-	-	-	-	-	-	-	-	-	-	-	-	-	-	-	-	-	-
Sub Total	-	-	-	-	7,477,212.98	-	-	-	-	-	-	-	-	-	-	-	-	-	-	-	-	-	-	-	-	1,972,468.83	9,449,681.81
Less: paid this year	-	-	-	-	1,176,739.00	-	-	-	-	-	-	-	-	-	-	-	-	-	-	-	-	-	-	-	-	677,837.00	1,854,576.00
TOTAL	-	-	-	-	6,300,473.98	-	-	-	-	-	-	-	-	-	-	-	-	-	-	-	-	-	-	-	-	1,294,631.83	7,595,105.81
STAFF HEALTH SUBSIDY FUND:	-	-	-	-	-	-	-	-	-	-	-	-	-	-	-	-	-	-	-	-	-	-	-	-	-	-	-
As per Last B/s	-	-	-	-	10,067,789.11	-	-	-	-	-	-	-	-	-	-	-	-	-	-	-	-	-	-	-	-	531,001.89	10,598,791.00
Additions During the Year	-	-	-	-	305,500.00	-	-	-	-	-	-	-	-	-	-	-	-	-	-	-	-	-	-	-	-	343,485.00	648,985.00
Add : Transferred from General Fund	-	-	-	-	-	-	-	-	-	-	-	-	-	-	-	-	-	-	-	-	-	-	-	-	-	-	-
Sub Total	-	-	-	-	10,373,289.11	-	-	-	-	-	-	-	-	-	-	-	-	-	-	-	-	-	-	-	-	874,486.89	11,247,776.00
Less: paid this year	-	-	-	-	645,180.00	-	-	-	-	-	-	-	-	-	-	-	-	-	-	-	-	-	-	-	-	144,819.00	789,999.00
TOTAL	-	-	-	-	9,728,109.11	-	-	-	-	-	-	-	-	-	-	-	-	-	-	-	-	-	-	-	-	729,667.89	10,457,777.00
STAFF PERFORMANCE INCENTIVE FUND:	-	-	-	-	-	-	-	-	-	-	-	-	-	-	-	-	-	-	-	-	-	-	-	-	-	-	-
As per Last B/s	-	-	-	-	-	-	-	-	-	-	-	-	-	-	-	-	-	-	-	-	-	-	-	-	-	-	-
Additions During the Year	-	-	-	-	-	-	-	-	-	-	-	-	-	-	-	-	-	-	-	-	-	-	-	-	-	-	-
Add : Transferred from General Fund	-	-	-	-	-	-	-	-	-	-	-	-	-	-	-	-	-	-	-	-	-	-	-	-	-	-	-
Sub Total	-	-	-	-	-	-	-	-	-	-	-	-	-	-	-	-	-	-	-	-	-	-	-	-	-	-	-
Less: paid this year	-	-	-	-	-	-	-	-	-	-	-	-	-	-	-	-	-	-	-	-	-	-	-	-	-	-	-
TOTAL	-	-	-	-	-	-	-	-	-	-	-	-	-	-	-	-	-	-	-	-	-	-	-	-	-	-	-
GRAND TOTAL	-	-	-	-	16,028,583.09	-	-	-	-	-	-	-	-	-	-	-	-	-	-	-	-	-	-	-	-	2,024,299.72	18,052,882.81

Head - Finance

Chief of Operations

Chief Functionary and Director

For: Mahesh, Venender & Sriam
Chartered Accountants (Reg No 001939)
(Nagendra Dandu)
Partner
M.No 242172





SCHEDULE - X (CURRENT LIABILITIES - ADVANCES)

ACCION FRATERNIA :: BANGALORE HIGHWAY:: ANANTAPUR

FINANCIAL YEAR : 2022 - 2023

PARTICULARS	PROJECTS - FOREIGN CONTRIBUTION					PROJECTS - LOCAL CONTRIBUTION																	AMOUNT				
	SADL	FC- Designated & UT Bank	AAL for WOMEN	ACORN- RABO	SB FC	EED LC	LOCAL CONTRIBUION	ICRISAT AVC	Establishment SFC	APPI CRZBNF	APPI- RNF-INDS	COVID VACCINATION	APPI-CNF	RSS-FRNGO-CRZBNF	AGRO ECOLOGY	ACORN- VCSL	NABARD CCB	NABARD PFO	NABARD YB PALLI	NABARD LEOP	GIZ	APDMP LFA		APDMP FA 1	APDMP FA 2	AF-TRG CENTRE	SB LC
ADVANCES FROM INTRA PROJECTS	1	2	3	4	5	6	7	8	9	10	11	12	13	14	15	16	17	18	19	20	21	22	23	24	25	26	27
As per Last B/s:	-	-	-	-	-	-	2,000,000	600,000.00	3,000,000.00	-	-	-	83,500	83,500	500,000	200,000	-	215,000	380,000.00	75,000.00	-	2,150,000.00	-	5,000.00	-	5,508,500.1	
Additions During the Year:	-	-	1,250,000.00	600,000.00	-	-	2,200,000.00	2,200,000.00	3,000,000.00	-	-	-	800,000.00	800,000.00	500,000	200,000	-	215,000	450,000.00	75,000.00	-	2,150,000.00	-	5,000.00	-	9,700,000.1	
Sub Total	-	-	1,250,000.00	600,000.00	-	-	2,000,000	2,800,000.00	3,000,000.00	-	-	-	800,000.00	800,000.00	500,000	200,000	-	215,000	450,000.00	75,000.00	-	2,150,000.00	-	5,000.00	-	11,200,000.1	
Less: paid this year	-	-	1,250,000.00	-	-	-	2,000,000	2,800,000.00	3,000,000.00	-	-	-	800,000.00	83,500.00	-	-	-	215,000.00	380,000.00	75,000.00	-	-	-	5,000.00	-	3,508,500.1	
TOTAL	-	-	-	600,000.00	-	-	-	-	-	-	-	-	-	83,500.00	-	-	-	215,000.00	380,000.00	75,000.00	-	2,150,000.00	-	5,000.00	-	250,000	
ADVANCES FROM OTHERS	-	-	-	-	-	-	-	-	-	-	-	-	-	-	-	-	-	-	-	-	-	-	-	-	-	-	
As per Last B/s:	-	-	-	-	-	-	-	-	-	-	-	-	-	-	-	-	-	-	-	-	-	-	-	-	-	250,000	
Additions During the Year:	-	-	-	-	-	-	-	-	-	-	-	-	-	-	-	-	-	-	-	-	-	-	-	-	-	250,000	
Sub Total	-	-	-	-	-	-	-	-	-	-	-	-	-	-	-	-	-	-	-	-	-	-	-	-	-	-	
Less: paid this year	-	-	-	-	-	-	-	-	-	-	-	-	-	-	-	-	-	-	-	-	-	-	-	-	-	-	
TOTAL	-	-	-	-	-	-	1,079,752.00	14,819.00	1,062,095.00	-	-	-	-	-	-	-	-	-	-	-	-	-	-	-	-	-	
ADVANCES FROM OTHER PROGRAMS- EARNEST MONEY DEPOSIT	-	-	-	-	-	-	-	-	-	-	-	-	-	-	-	-	-	-	-	-	-	-	-	-	-	250,000	
As per Last B/s:	-	-	-	-	-	-	902,252	14,819.00	924,109.00	-	-	-	-	-	-	-	-	-	-	-	-	-	-	-	-	1,828,361.1	
Additions During the Year:	-	-	-	-	-	-	177,500	295,504.00	295,504.00	-	-	-	-	-	-	-	-	-	-	-	-	-	-	-	-	487,823.1	
Sub Total	-	-	-	-	-	-	1,079,752	14,819.00	1,219,613	-	-	-	-	-	-	-	-	-	-	-	-	-	-	-	-	2,314,184.1	
Less: paid this year	-	-	-	-	-	-	-	-	1,062,095.00	-	-	-	-	-	-	-	-	-	-	-	-	-	-	-	-	1,062,095.1	
TOTAL	-	-	-	-	-	-	1,079,752.00	14,819.00	157,518.00	-	-	-	-	-	-	-	-	-	-	-	-	-	-	-	-	1,252,089.1	
ADVANCES FROM OTHERS	-	-	-	-	-	-	-	-	-	-	-	-	-	-	-	-	-	-	-	-	-	-	-	-	-	-	
As per Last B/s:	-	-	-	6,404.00	567,187.00	-	151,162.54	461,696.00	-	-	-	13,879.00	2,809,041.00	-	-	-	2,098.00	24,120	195,269.00	-	-	-	-	-	-	357,356.00	
Additions During the Year:	-	-	7,500.00	6,404.00	4,256,573.00	-	136,084.00	461,696.00	117,192.00	-	-	19,789.00	2,809,041.00	-	-	-	2,098.00	24,120	195,269.00	-	-	-	-	-	-	52,212.00	
Sub Total	-	-	7,500.00	6,404.00	639,150.00	-	136,084.00	633,765.83	117,192.00	-	-	33,648.00	2,809,041.00	-	-	-	2,098.00	24,120	195,269.00	-	-	-	-	-	-	430,614.96	
Less: paid this year	-	-	7,500.00	6,404.00	4,253,472.00	-	739,164.49	461,318.00	117,192.00	-	-	33,648.00	2,809,041.00	-	-	-	2,098.00	-	195,269.00	-	-	-	-	-	-	409,508.00	
TOTAL	-	-	-	-	541,283.00	-	94,601.34	378.00	-	-	-	-	-	-	-	-	-	24,120.00	-	-	-	-	-	-	-	33,268.61	
ADVANCES FROM OTHER PROJECTS- UNSPENT FUNDS	-	-	-	-	-	-	-	-	-	-	-	-	-	-	-	-	-	-	-	-	-	-	-	-	-	-	
As per Last B/s:	-	-	-	-	-	-	-	-	-	-	-	-	-	-	-	-	-	-	-	-	-	-	-	-	-	-	
Less: Adjusted to General Fund	-	-	-	-	-	-	-	-	-	-	-	-	-	-	-	-	-	-	-	-	-	-	-	-	-	-	
TOTAL	-	-	-	-	-	-	-	-	-	-	-	-	-	-	-	-	-	-	-	-	-	-	-	-	-	-	
GRAND TOTAL	3,101.00	-	-	600,000.00	541,283.00	2,310.00	1,174,353.34	15,197.00	157,518.00	-	-	-	-	83,500.00	-	-	-	239,120.00	380,000.00	75,000.00	-	2,150,000.00	-	5,000.00	33,268.61	395,279.00	5,854,929.1

Head - Finance

Chief of Operations

Chief Functionary and Director

For Mahesh, Virender & Sri Ram
Chartered Accountants (Reg.No.001939 S)
(Nagendra Dandu)
Partner
M.No.242172



SCHEDULE - X-D (SPECIFIC GOVERNMENT GRANTS)

Payables
Receivables

Head - Finance

Chief of Operations

Chief Functionary and Director

For Mahesh, Veyender & Sreenivasulu
Chartered Accountants (Reg. No. 001172)
(Nagendra Dandu)
Partner
M.No.242172

